

# *Spirit of* **FREEDOM**

**ARBOC** *Specialty Vehicles*  
A NEW FLYER OF AMERICA COMPANY



The ARBOC Spirit of Freedom provides a single, non-discriminatory patented angled and accessible entranceway. Passengers of all mobility capabilities, including wheelchair riders and even those using walkers, can experience what Equal Access for Everyone® truly means! The innovative Spirit of Freedom is the only bus of its kind, offering all the benefits of a low floor bus at a competitive price and making superior accessibility available to everyone! Built on the conventional GM G4500 chassis, the Spirit of Freedom rides on the OEM spring suspension while exceeding ADA guidelines with a 1:5 ramp slope. If speed of operation, passenger dignity and safety are important, then the Spirit of Freedom is the bus for you!

**EQUAL ACCESS for®**  
**Everyone**

**For more information contact us at:**  
Phone - 574.825.4880 Fax - 574.825.1750  
51165 Greenfield Pkwy, Middlebury, IN 46540  
[www.ARBOCsv.com](http://www.ARBOCsv.com)

# Spirit of FREEDOM by ARBOC

## CHASSIS SPECIFICATIONS

- GM4500 with GVWR 14,200
- GVWR Front Axle: 4,600
- GVWR Rear Axle: 9,600
- Engine: Vortec 6.0L Gas
- Transmission: 6-Speed Automatic (MYD)
- Brakes: Heavy Duty Disc Brakes with four-wheel ABS
- Park Brake: Internal Rear Disc
- Alternator: 220 Amp
- Battery: Dual Batteries, 600 CCA Primary, 770 CCA Auxiliary
- Hour Meter
- Tires: LT225/75RX16D/E on White Steel Rims
- Fuel Tank: 57 Gallons
- 50 State Emissions
- Shuttle Bus Package (Includes): Chrome Appearance Package (Chrome grille with dual composite halogen headlamp), Tilt/Cruise
- Doors: Driver Side Door Only
- Air Bag: Driver Side Only
- Visor: Driver Side Only
- Mirror: Inside Rearview Day/Night
- Horn: Dual Note Tone
- Radio: Radio Provisions Only
- Power Ports: (2) 12-Volt Outlets, (1) 110-Volt Outlet
- Low Oil Pressure Light
- Power Steering
- Front & Rear Mud Flaps
- Steel Rear Bumper Painted Black
- Exhaust Streetside Rear

## BASE MODELS

- SOF 24 165" WB/24'-1" Overall Length Gas
- SOF 27 191" WB/26'-3" Overall Length Gas
- SOF 29 210" WB/27'-10" Overall Length Gas

## INTERIOR

- OEM Driver Console w/Cup Holder
- Right Hand & Left Hand Stanchions - Stainless Steel
- Entry Assist Handles - Stainless Steel
- One Piece FRP Interior Walls/Ceiling
- Door Header Access Panel

## CONSTRUCTION

- All Tubular Steel Cage Construction
- Bolt & Bonded Construction
- Full Laminated Body
- Body Width: 96" (does not include mirrors)
- Body Height: 115" (does not include roof hatch or AC)
- Seating Capacity: Theater Seating up to 23 Passengers
- Wheel Chair Capacity: up to 8
- Altro Flooring (Non-Coved) - Storm Gray
- Interior Wheel Housings completely encapsulated w/Poly Urea Coating
- 5/8" Wood Floor (edge sealed prior to installation)
- Altoona Tested- 5 Years/150,000 Miles
- Meets all applicable FMVSS Regulations. Including FMVSS 214 - Side Impact Protection, FMVSS 220 - Rollover Protection, FMVSS 221 - Joint Strength, and FMVSS 301 - Fuel System Integrity

## ELECTRICAL

- LED Interior/Exterior Lights (Except GM)
- Interior Passenger Lights "ON" with door
- Auxiliary Battery Compartment w/Tray and Door
- Switches Mounted on Driver's Console
- Master Battery Disconnect Switch
- Multiplex 12V Electrical System
- Backup Alarm

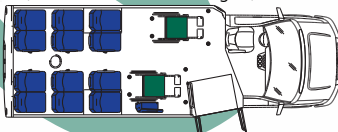
## EXTERIOR BODY & LIGHTS

- Rear Center Mounted Brake Light -LED
- Exterior Light at Entry Door - LED
- Black Rubber Rear Wheel Well Flares
- One Piece Exterior FRP Wall/Skirt
- Upper Corner Rear ICC Lights - LED
- Heated/Remote Mirrors
- Exterior Ramp & Door Toggle Switches

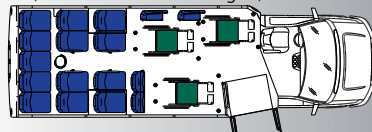
## WINDOWS & DOORS

- Solid Framed Windows
- Egress Window Lights
- Large Curb View Window
- Electric Outward Opening Entrance Door w/39" Clear Opening (35" w/Handles)
- Rear Egress Window (24 x 60)

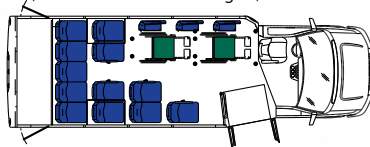
24', 165" WB - 12 + 2 Passengers, 2 Wheelchairs



27', 191" WB - 13 + 6 Passengers, 3 Wheelchairs



27', 191" WB - 12 + 6 Passengers, 2 Wheelchairs (CNG)



29', 210" WB - 18 + 4 Passengers, 2 Wheelchairs

