



FORD VAN SOLUTIONS

FOR FORD TRANSIT &
2014 OR NEWER FORD TRANSIT CONNECT VANS





DESIGNED WITH THE PROFESSIONAL IN MIND

WEATHER GUARD® Van Solutions deliver unmatched organization, productivity, and durability, backed by a Limited Lifetime Warranty.



WEATHER GUARD® Van Solutions are ready to roll with game changing improvements based on years of research and your input. Completely retooled shelving, improved bulkheads, customizable organizational features, and a host of smart new accessories, designed around the common sense idea that tools and equipment belong on the shelf, not the floor.

TABLE OF CONTENTS



Check out Ford's Commercial Connection program and receive upfit assistance cash from Ford on Weather Guard Interiors and Roof Racks for your new Ford van!

Eligible commercial customers will receive up to \$1,000 on upfits valued at \$1,000 or more, with the purchase or lease of any new E-Series cargo van; up to \$1,000 on upfits valued at \$1,000 or more, with the purchase or lease of any new Transit cargo van; and up to \$350 on upfits valued at \$350 or more, with the purchase or lease of any new Transit Connect cargo van. A local Weather Guard upfitter will complete the installation for you.

Incentives may change without notice. See your local Ford dealer for full program details. Incentive details are different in Canada.

BASE PACKAGES 4-17

TRANSIT, LOW ROOF, 130" WHEEL BASE	4-5
TRANSIT, LOW ROOF, 148" WHEEL BASE	6-7
TRANSIT, MID ROOF, 130" WHEEL BASE	8-9
TRANSIT, MID ROOF, 148" WHEEL BASE	10-11
TRANSIT, HIGH ROOF, 148" WHEEL BASE	12-13
TRANSIT, HIGH ROOF, EXTENDED LENGTH	14-15
TRANSIT CONNECT	16-17

BULKHEADS 18

ADJUSTABLE SHELVING 19

SECURE STORAGE 20

RED ZONE ACCESSORIES 21

ACCESSORIES 22-23

CABINETS 24

DRAWER UNITS 25

ROOF RACKS 26-27

A graphic for the Weather Guard Custom Configurator. It features three interlocking silver gears of different sizes. The "weather guard" logo is on a red and white banner behind the gears. Below the gears, the words "CUSTOM CONFIGURATOR" are written in large, white, italicized, sans-serif capital letters on a red background. Underneath this, the text "CUSTOMIZING YOUR VEHICLE IS AS EASY AS 1-2-3:" is written in white, sans-serif capital letters. To the right of this text is a numbered list: 1. Choose your make & model, 2. Select a base package, 3. Customize & add accessories. At the bottom, a red banner contains the text "To get started, visit www.wgconfigurator.com" in white, sans-serif capital letters.

weather guard

CUSTOM CONFIGURATOR

CUSTOMIZING YOUR VEHICLE
IS AS EASY AS 1-2-3:

1. Choose your make & model
2. Select a base package
3. Customize & add accessories

To get started, visit www.wgconfigurator.com

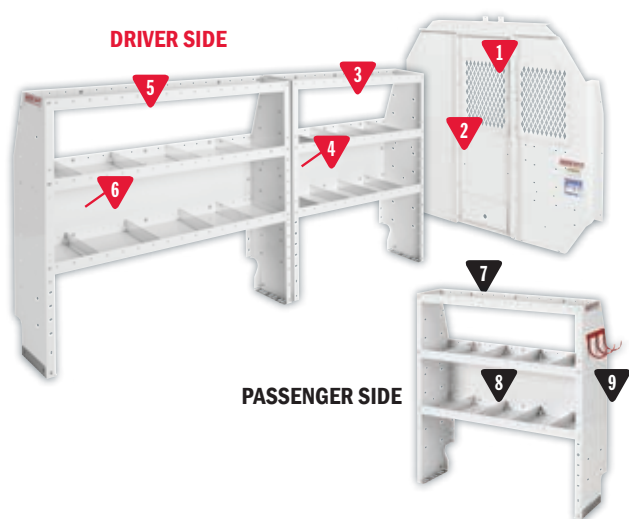
LOW ROOF PACKAGES 130" WHEEL BASE



Create a custom solution that fits your needs
IT'S EASY, FAST AND FLEXIBLE

www.wgconfigurator.com


COMMERCIAL / BASE



Commercial Shelving Package, Full-Size 600-8110R

	MODEL	DESCRIPTION	QUANTITY
1	96302-3-01	Bulkhead, Transit Low Roof, Screen	1
2	96901-3-01	Hinge Kit	1
3	9354-3-03	Adjustable 3 Shelf Unit, 42 in x 13½ in x 44 in	1
4	9604-3-02	Accessory Back Panel, 42 in	1
5	9355-3-03	Adjustable 3 Shelf Unit, 52 in x 13½ in x 44 in	1
6	9605-3-02	Accessory Back Panel, 52 in	1
7	9354-3-03	Adjustable 3 Shelf Unit, 42 in x 13½ in x 44 in	1
8	9604-3-02	Accessory Back Panel, 42 in	1
9	9893-7-01	REDZONE 3 hook cord or tool holder	1

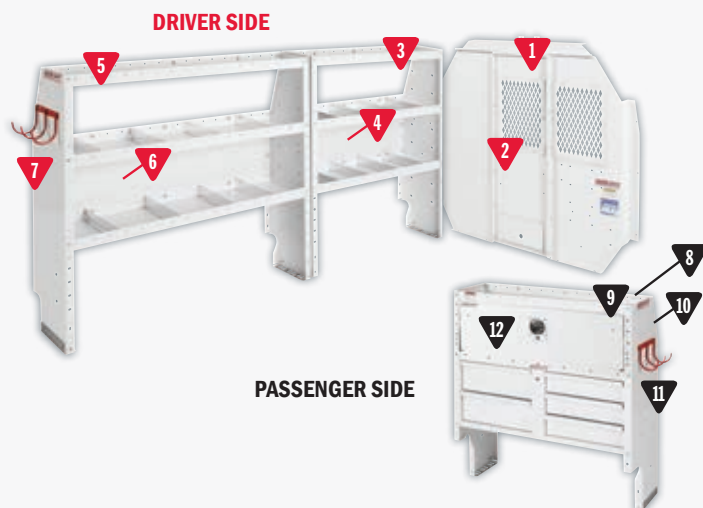
GENERAL SERVICE / CONTRACTOR



General Service/Contractor Package, Full-Size 600-8111R

	MODEL	DESCRIPTION	QUANTITY
1	96302-3-01	Bulkhead, Transit Low Roof, Screen	1
2	96901-3-01	Hinge Kit	1
3	9354-3-03	Adjustable 3 Shelf Unit, 42 in x 13½ in x 44 in	1
4	9604-3-02	Accessory Back Panel, 42 in	1
5	9355-3-03	Adjustable 3 Shelf Unit, 52 in x 13½ in x 44 in	1
6	9605-3-02	Accessory Back Panel, 52 in	1
7	9859-7-01	REDZONE Medium 6 Bin Set, 13 in	1
8	9892-7-01	REDZONE 2 hook holder (5 in dia)	1
9	9381-3-03	Secure Storage Shelf Unit, 42 in x 16 in x 44 in	1
10	9045-3-02	5 Drawer Secure Storage Module 42 in x 17 in x 16 in	1
11	9604-3-02	Accessory Back Panel, 42 in	1
12	9893-7-01	REDZONE 3 hook cord or tool holder	1


CABLE / PLUMBING



Cable/Plumber Package, Full-Size 600-8112R

MODEL	DESCRIPTION	QUANTITY
1 96302-3-01	Bulkhead, Transit Low Roof, Screen	1
2 96901-3-01	Hinge Kit	1
3 9354-3-03	Adjustable 3 Shelf Unit, 42 in x 13½ in x 44 in	1
4 9604-3-02	Accessory Back Panel, 42 in	1
5 9355-3-03	Adjustable 3 Shelf Unit, 52 in x 13½ in x 44 in	1
6 9605-3-02	Accessory Back Panel, 52 in	1
7 9893-7-01	REDZONE 3 hook cord or tool holder	1
8 9381-3-03	Secure Storage Shelf Unit, 42 in x 16 in x 44 in	1
9 9045-3-02	5 Drawer Secure Storage Module 42 in x 17 in x 16 in	1
10 9604-3-02	Accessory Back Panel, 42 in	1
11 9893-7-01	REDZONE 3 hook cord or tool holder	1
12 9504-3-01	Shelf Door, 42 in	1

HVAC / MECHANICAL




Tank rack can also be located on passenger side facing the side door.

HVAC/Mechanical Package, Full-Size 600-8113R

MODEL	DESCRIPTION	QUANTITY
1 96302-3-01	Bulkhead, Transit Low Roof, Screen	1
2 96901-3-01	Hinge Kit	1
3 9863-3-01	Refrigerant Tank Rack 2x 30#, 1x 50#	1
4 9353-3-03	Adjustable 3 Shelf Unit, 36 in x 13½ in x 44 in	1
5 9503-3-01	Shelf Door, 36 in	1
6 9603-3-02	Accessory Back Panel, 36 in	1
7 9355-3-03	Adjustable 3 Shelf Unit, 52 in x 13½ in x 44 in	1
8 9605-3-02	Accessory Back Panel, 52 in	1
9 9859-7-01	REDZONE Medium 6 Bin Set, 13 in	1
10 9880-3-01	Literature Holder 6 compartment	1
11 9381-3-03	Secure Storage Shelf Unit, 42 in x 16 in x 44 in	1
12 9045-3-02	5 Drawer Secure Storage Module 42 in x 17 in x 16 in	1
13 9893-7-01	REDZONE 3 hook cord or tool holder	1

ELECTRICAL



Electrical Package, Full-Size 600-8114R

MODEL	DESCRIPTION	QUANTITY
1 96302-3-01	Bulkhead, Transit Low Roof, Screen	1
2 96901-3-01	Hinge Kit	1
3 9354-3-03	Adjustable 3 Shelf Unit, 42 in x 13½ in x 44 in	1
4 9504-3-01	Shelf Door, 42 in	1
5 9604-3-02	Accessory Back Panel, 42 in	1
6 9859-7-01	REDZONE Medium 6 Bin Set, 13 in	1
7 9355-3-03	Adjustable 3 Shelf Unit, 52 in x 13½ in x 44 in	1
8 9605-3-02	Accessory Back Panel, 52 in	1
9 9858-7-01	REDZONE Small 6 Bin Set, 13 in	1
10 9882-7-01	REDZONE Wire Spool Holder End Mount	1
11 9381-3-03	Secure Storage Shelf Unit, 42 in x 16 in x 44 in	1
12 9045-3-02	5 Drawer Secure Storage Module 42 in x 17 in x 16 in	1
13 9504-3-01	Shelf Door, 42 in	1
14 9604-3-02	Accessory Back Panel, 42 in	1
15 9880-3-01	Literature Holder 6 compartment	1
16 9893-7-01	REDZONE 3 hook cord or tool holder	1

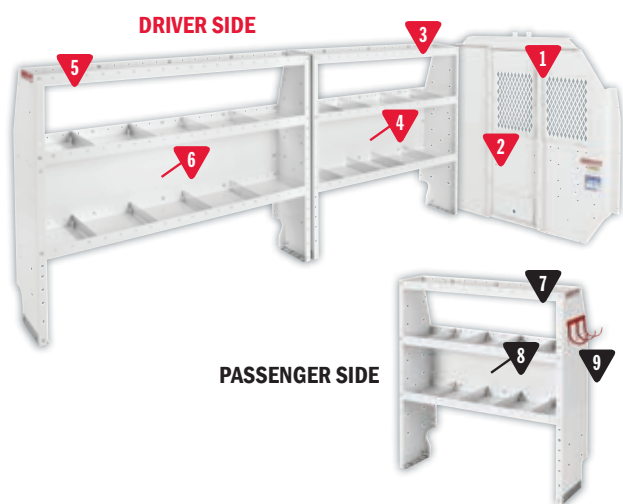
LOW ROOF PACKAGES 148" WHEEL BASE



Create a custom solution that fits your needs
IT'S EASY, FAST AND FLEXIBLE

www.wgconfigurator.com


COMMERCIAL / BASE



Commercial Shelving Package, Full-Size, Long WB 600-8110L

	MODEL	DESCRIPTION	QUANTITY
1	96302-3-01	Bulkhead, Transit Low Roof, Screen	1
2	96901-3-01	Hinge Kit	1
3	9355-3-03	Adjustable 3 Shelf Unit, 52 in x 13½ in x 44 in	1
4	9605-3-02	Accessory Back Panel, 52 in	1
5	9356-3-03	Adjustable 3 Shelf Unit, 60 in x 13½ in x 44 in	1
6	9606-3-02	Accessory Back Panel, 60 in	1
7	9354-3-03	Adjustable 3 Shelf Unit, 42 in x 13½ in x 44 in	1
8	9604-3-02	Accessory Back Panel, 42 in	1
9	9893-7-01	REDZONE 3 hook cord or tool holder	1


GENERAL SERVICE / CONTRACTOR



General Service/Contractor Package, Full-Size, Long WB 600-8111L

	MODEL	DESCRIPTION	QUANTITY
1	96302-3-01	Bulkhead, Transit Low Roof, Screen	1
2	96901-3-01	Hinge Kit	1
3	9355-3-03	Adjustable 3 Shelf Unit, 52 in x 13½ in x 44 in	1
4	9605-3-02	Accessory Back Panel, 52 in	1
5	9356-3-03	Adjustable 3 Shelf Unit, 60 in x 13½ in x 44 in	1
6	9606-3-02	Accessory Back Panel, 60 in	1
7	9859-7-01	REDZONE Medium 6 Bin Set, 13 in	1
8	9892-7-01	REDZONE 2 hook holder (5 in dia)	1
9	9381-3-03	Secure Storage Shelf Unit, 42 in x 16 in x 44 in	1
10	9045-3-02	5 Drawer Secure Storage Module 42 in x 17 in x 16 in	1
11	9604-3-02	Accessory Back Panel, 42 in	1
12	9893-7-01	REDZONE 3 hook cord or tool holder	1

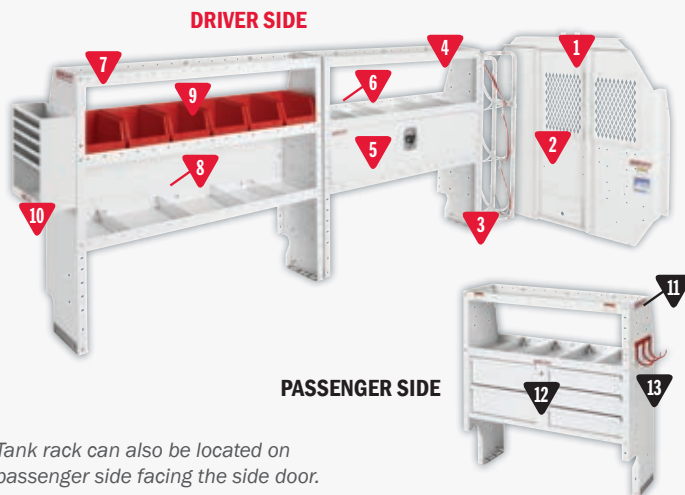
CABLE / PLUMBING



Cable/Plumber Package, Full-Size, Long WB 600-8112L

MODEL	DESCRIPTION	QUANTITY
1	96302-3-01 Bulkhead, Transit Low Roof, Screen	1
2	96901-3-01 Hinge Kit	1
3	9355-3-03 Adjustable 3 Shelf Unit, 52 in x 13½ in x 44 in	1
4	9605-3-02 Accessory Back Panel, 52 in	1
5	9356-3-03 Adjustable 3 Shelf Unit, 60 in x 13½ in x 44 in	1
6	9606-3-02 Accessory Back Panel, 60 in	1
7	9893-7-01 REDZONE 3 hook cord or tool holder	1
8	9381-3-03 Secure Storage Shelf Unit, 42 in x 16 in x 44 in	1
9	9045-3-02 5 Drawer Secure Storage Module 42 in x 17 in x 16 in	1
10	9604-3-02 Accessory Back Panel, 42 in	1
11	9893-7-01 REDZONE 3 hook cord or tool holder	1
12	9504-3-01 Shelf Door, 42 in	1

HVAC / MECHANICAL




Tank rack can also be located on passenger side facing the side door.

HVAC/Mechanical Package, Full-Size, Long WB 600-8113L

MODEL	DESCRIPTION	QUANTITY
1	96302-3-01 Bulkhead, Transit Low Roof, Screen	1
2	96901-3-01 Hinge Kit	1
3	9863-3-01 Refrigerant Tank Rack 2x 30#, 1x 50#	1
4	9355-3-03 Adjustable 3 Shelf Unit, 52 in x 13½ in x 44 in	1
5	9505-3-01 Shelf Door, 52 in	1
6	9605-3-02 Accessory Back Panel, 52 in	1
7	9355-3-03 Adjustable 3 Shelf Unit, 52 in x 13½ in x 44 in	1
8	9605-3-02 Accessory Back Panel, 52 in	1
9	9859-7-01 REDZONE Medium 6 Bin Set, 13 in	1
10	9880-3-01 Literature Holder 6 compartment	1
11	9381-3-03 Secure Storage Shelf Unit, 42 in x 16 in x 44 in	1
12	9045-3-02 5 Drawer Secure Storage Module 42 in x 17 in x 16 in	1
13	9893-7-01 REDZONE 3 hook cord or tool holder	1

ELECTRICAL



Electrical Package, Full-Size, Long WB 600-8114L

MODEL	DESCRIPTION	QUANTITY
1	96302-3-01 Bulkhead, Transit Low Roof, Screen	1
2	96901-3-01 Hinge Kit	1
3	9355-3-03 Adjustable 3 Shelf Unit, 52 in x 13½ in x 44 in	1
4	9505-3-01 Shelf Door, 52 in	1
5	9605-3-02 Accessory Back Panel, 52 in	1
6	9859-7-01 REDZONE Medium 6 Bin Set, 13 in	1
7	9356-3-03 Adjustable 3 Shelf Unit, 60 in x 13½ in x 44 in	1
8	9606-3-02 Accessory Back Panel, 60 in	1
9	9858-7-01 REDZONE Small 6 Bin Set, 13 in	1
10	9882-7-01 REDZONE Wire Spool Holder End Mount	1
11	9381-3-03 Secure Storage Shelf Unit, 42 in x 16 in x 44 in	1
12	9045-3-02 5 Drawer Secure Storage Module 42 in x 17 in x 16 in	1
13	9504-3-01 Shelf Door, 42 in	1
14	9604-3-02 Accessory Back Panel, 42 in	1
15	9880-3-01 Literature Holder 6 compartment	1
16	9893-7-01 REDZONE 3 hook cord or tool holder	1


MID ROOF PACKAGES 130" WHEEL BASE



Create a custom solution that fits your needs
IT'S EASY, FAST AND FLEXIBLE

www.wgconfigurator.com

COMMERCIAL / BASE




PASSENGER SIDE

Commercial Shelving Package, Mid-Roof 600-8210R

	MODEL	DESCRIPTION	QUANTITY
1	96312-3-01	Bulkhead, Transit Mid Roof, Screen	1
2	96901-3-01	Hinge Kit	1
3	9374-3-03	Adjustable 4 Shelf Unit, 42 in x 13½ in x 60 in	1
4	9604-3-02	Accessory Back Panel, 42 in	1
5	9375-3-03	Adjustable 4 Shelf Unit, 52 in x 13½ in x 60 in	1
6	9605-3-02	Accessory Back Panel, 52 in	1
7	9374-3-03	Adjustable 4 Shelf Unit, 42 in x 13½ in x 60 in	1
8	9604-3-02	Accessory Back Panel, 42 in	1
9	9893-7-01	REDZONE 3 hook cord or tool holder	1

GENERAL SERVICE / CONTRACTOR




DRIVER SIDE

PASSENGER SIDE

General Service/Contractor Package, Mid-Roof 600-8211R

	MODEL	DESCRIPTION	QUANTITY
1	96312-3-01	Bulkhead, Transit Mid Roof, Screen	1
2	96901-3-01	Hinge Kit	1
3	9374-3-03	Adjustable 4 Shelf Unit, 42 in x 13½ in x 60 in	1
4	9604-3-02	Accessory Back Panel, 42 in	2
5	9375-3-03	Adjustable 4 Shelf Unit, 52 in x 13½ in x 60 in	1
6	9605-3-02	Accessory Back Panel, 52 in	2
7	9859-7-01	REDZONE Medium 6 Bin Set, 13 in	1
8	9892-7-01	REDZONE 2 hook holder (5 in dia)	1
9	9391-3-03	Secure Storage Shelf Unit, 42 in x 16 in x 60 in	1
10	9045-3-02	5 Drawer Secure Storage Module 42 in x 17 in x 16 in	1
11	9604-3-02	Accessory Back Panel, 42 in	1
12	9893-7-01	REDZONE 3 hook cord or tool holder	1

CABLE / PLUMBING



Cable/Plumber Package, Mid-Roof 600-8212R

MODEL	DESCRIPTION	QUANTITY
1	96312-3-01 Bulkhead, Transit Mid Roof, Screen	1
2	96901-3-01 Hinge Kit	1
3	9374-3-03 Adjustable 4 Shelf Unit, 42 in x 13½ in x 60 in	1
4	9604-3-02 Accessory Back Panel, 42 in	2
5	9375-3-03 Adjustable 4 Shelf Unit, 52 in x 13½ in x 60 in	1
6	9605-3-02 Accessory Back Panel, 52 in	2
7	9893-7-01 REDZONE 3 hook cord or tool holder	1
8	9391-3-03 Secure Storage Shelf Unit, 42 in x 16 in x 60 in	1
9	9045-3-02 5 Drawer Secure Storage Module 42 in x 17 in x 16 in	1
10	9604-3-02 Accessory Back Panel, 42 in	1
11	9893-7-01 REDZONE 3 hook cord or tool holder	1
12	9504-3-01 Shelf Door, 42 in	1

HVAC / MECHANICAL



Tank rack can also be located on passenger side facing the side door.

HVAC/Mechanical Package, Mid-Roof 600-8213R

MODEL	DESCRIPTION	QUANTITY
1	96312-3-01 Bulkhead, Transit Mid Roof, Screen	1
2	96901-3-01 Hinge Kit	1
3	9863-3-01 Refrigerant Tank Rack 2x 30#, 1x 50#	1
4	9373-3-03 Adjustable 4 Shelf Unit, 36 in x 13½ in x 60 in	1
5	9503-3-01 Shelf Door, 36 in	1
6	9603-3-02 Accessory Back Panel, 36 in	2
7	9375-3-03 Adjustable 4 Shelf Unit, 52 in x 13½ in x 60 in	1
8	9605-3-02 Accessory Back Panel, 52 in	2
9	9859-7-01 REDZONE Medium 6 Bin Set, 13 in	1
10	9880-3-01 Literature Holder 6 compartment	1
11	9391-3-03 Secure Storage Shelf Unit, 42 in x 16 in x 60 in	1
12	9045-3-02 5 Drawer Secure Storage Module 42 in x 17 in x 16 in	1
13	9893-7-01 REDZONE 3 hook cord or tool holder	1

ELECTRICAL



Electrical Package, Mid-Roof 600-8214R

MODEL	DESCRIPTION	QUANTITY
1	96312-3-01 Bulkhead, Transit Mid Roof, Screen	1
2	96901-3-01 Hinge Kit	1
3	9374-3-03 Adjustable 4 Shelf Unit, 42 in x 13½ in x 60 in	1
4	9504-3-01 Shelf Door, 42 in	1
5	9604-3-02 Accessory Back Panel, 42 in	2
6	9859-7-01 REDZONE Medium 6 Bin Set, 13 in	1
7	9375-3-03 Adjustable 4 Shelf Unit, 52 in x 13½ in x 60 in	1
8	9605-3-02 Accessory Back Panel, 52 in	2
9	9858-7-01 REDZONE Small 6 Bin Set, 13 in	1
10	9882-7-01 REDZONE Wire Spool Holder End Mount	1
11	9391-3-03 Secure Storage Shelf Unit, 42 in x 16 in x 60 in	1
12	9045-3-02 5 Drawer Secure Storage Module 42 in x 17 in x 16 in	1
13	9504-3-01 Shelf Door, 42 in	1
14	9604-3-02 Accessory Back Panel, 42 in	1
15	9880-3-01 Literature Holder 6 compartment	1
16	9893-7-01 REDZONE 3 hook cord or tool holder	1

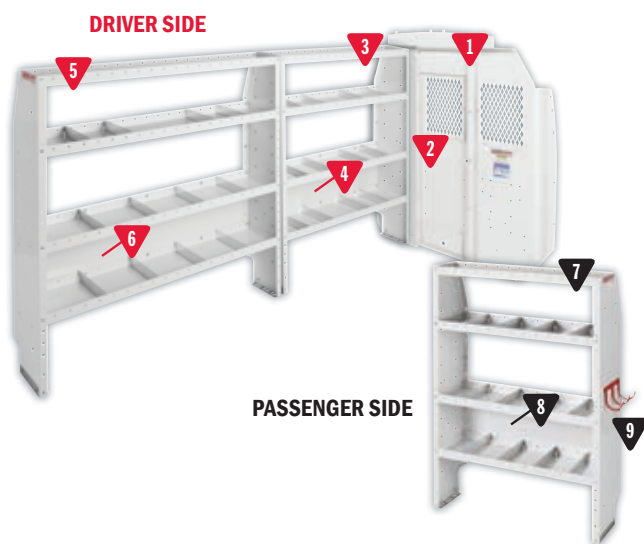
MID ROOF PACKAGES 148" WHEEL BASE



Create a custom solution that fits your needs
IT'S EASY, FAST AND FLEXIBLE

www.wgconfigurator.com


COMMERCIAL / BASE



Commercial Shelving Package, Mid-Roof, Long WB 600-8210L

	MODEL	DESCRIPTION	QUANTITY
1	96312-3-01	Bulkhead, Transit Mid Roof, Screen	1
2	96901-3-01	Hinge Kit	1
3	9375-3-03	Adjustable 4 Shelf Unit, 52 in x 13½ in x 60 in	1
4	9605-3-02	Accessory Back Panel, 52 in	1
5	9376-3-03	Adjustable 4 Shelf Unit, 60 in x 13½ in x 60 in	1
6	9606-3-02	Accessory Back Panel, 60 in	1
7	9374-3-03	Adjustable 4 Shelf Unit, 42 in x 13½ in x 60 in	1
8	9604-3-02	Accessory Back Panel, 42 in	1
9	9893-7-01	REDZONE 3 hook cord or tool holder	1

GENERAL SERVICE / CONTRACTOR



General Service/Contractor Package, Mid-Roof, Long WB 600-8211L

	MODEL	DESCRIPTION	QUANTITY
1	96312-3-01	Bulkhead, Transit Mid Roof, Screen	1
2	96901-3-01	Hinge Kit	1
3	9375-3-03	Adjustable 4 Shelf Unit, 52 in x 13½ in x 60 in	1
4	9605-3-02	Accessory Back Panel, 52 in	2
5	9376-3-03	Adjustable 4 Shelf Unit, 60 in x 13½ in x 60 in	1
6	9606-3-02	Accessory Back Panel, 60 in	2
7	9859-7-01	REDZONE Medium 6 Bin Set, 13 in	1
8	9892-7-01	REDZONE 2 hook holder (5 in dia)	1
9	9391-3-03	Secure Storage Shelf Unit, 42 in x 16 in x 60 in	1
10	9045-3-02	5 Drawer Secure Storage Module 42 in x 17 in x 16 in	1
11	9604-3-02	Accessory Back Panel, 42 in	1
12	9893-7-01	REDZONE 3 hook cord or tool holder	1


CABLE / PLUMBING



Cable/Plumber Package, Mid-Roof, Long WB
600-8212L

MODEL	DESCRIPTION	QUANTITY
1	96312-3-01 Bulkhead, Transit Mid Roof, Screen	1
2	96901-3-01 Hinge Kit	1
3	9375-3-03 Adjustable 4 Shelf Unit, 52 in x 13½ in x 60 in	1
4	9605-3-02 Accessory Back Panel, 52 in	2
5	9376-3-03 Adjustable 4 Shelf Unit, 60 in x 13½ in x 60 in	1
6	9606-3-02 Accessory Back Panel, 60 in	2
7	9893-7-01 REDZONE 3 hook cord or tool holder	1
8	9391-3-03 Secure Storage Shelf Unit, 42in x 16 in x 60 in	1
9	9045-3-02 5 Drawer Secure Storage Module 42 in x 17 in x 16 in	1
10	9604-3-02 Accessory Back Panel, 42 in	1
11	9893-7-01 REDZONE 3 hook cord or tool holder	1
12	9504-3-01 Shelf Door, 42 in	1

HVAC / MECHANICAL

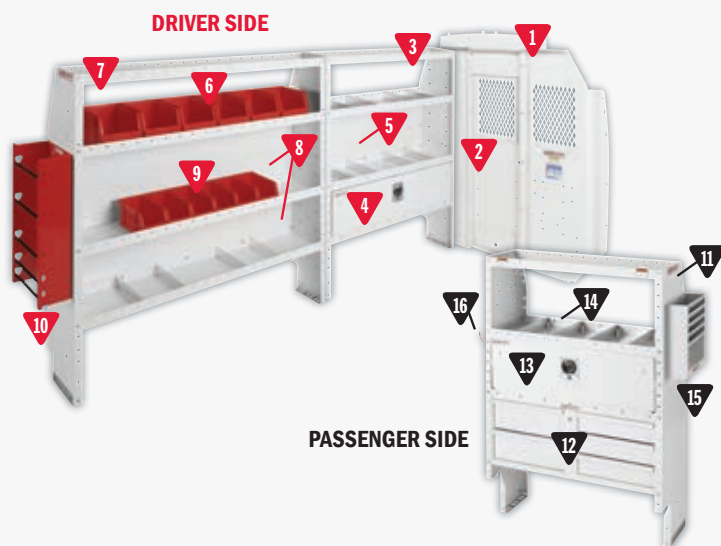


Tank rack can also be located on passenger side facing the side door.

HVAC/Mechanical Package, Mid-Roof, Long WB
600-8213L

MODEL	DESCRIPTION	QUANTITY
1	96312-3-01 Bulkhead, Transit Mid Roof, Screen	1
2	96901-3-01 Hinge Kit	1
3	9863-3-01 Refrigerant Tank Rack 2x 30#, 1x 50#	1
4	9375-3-03 Adjustable 4 Shelf Unit, 52 in x 13½ in x 60 in	1
5	9505-3-01 Shelf Door, 52 in	1
6	9605-3-02 Accessory Back Panel, 52 in	2
7	9376-3-03 Adjustable 4 Shelf Unit, 60 in x 13½ in x 60 in	1
8	9606-3-02 Accessory Back Panel, 60 in	2
9	9859-7-01 REDZONE Medium 6 Bin Set, 13 in	1
10	9880-3-01 Literature Holder 6 compartment	1
11	9391-3-03 Secure Storage Shelf Unit, 42in x 16 in x 60 in	1
12	9045-3-02 5 Drawer Secure Storage Module 42 in x 17 in x 16 in	1
13	9893-7-01 REDZONE 3 hook cord or tool holder	1

ELECTRICAL



Electrical Package, Mid-Roof, Long WB
600-8214L

MODEL	DESCRIPTION	QUANTITY
1	96312-3-01 Bulkhead, Transit Mid Roof, Screen	1
2	96901-3-01 Hinge Kit	1
3	9375-3-03 Adjustable 4 Shelf Unit, 52 in x 13½ in x 60 in	1
4	9505-3-01 Shelf Door, 52 in	1
5	9605-3-02 Accessory Back Panel, 52 in	2
6	9859-7-01 REDZONE Medium 6 Bin Set, 13 in	1
7	9376-3-03 Adjustable 4 Shelf Unit, 60 in x 13½ in x 60 in	1
8	9606-3-02 Accessory Back Panel, 60 in	2
9	9858-7-01 REDZONE Small 6 Bin Set, 13 in	1
10	9882-7-01 REDZONE Wire Spool Holder End Mount	1
11	9391-3-03 Secure Storage Shelf Unit, 42in x 16 in x 60 in	1
12	9045-3-02 5 Drawer Secure Storage Module 42 in x 17 in x 16 in	1
13	9504-3-01 Shelf Door, 42 in	1
14	9604-3-02 Accessory Back Panel, 42 in	1
15	9880-3-01 Literature Holder 6 compartment	1
16	9893-7-01 REDZONE 3 hook cord or tool holder	1

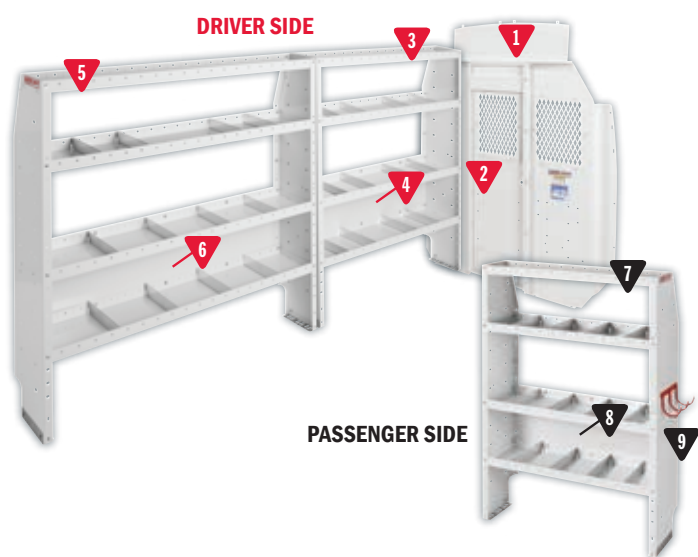
HIGH ROOF PACKAGES 148" WHEEL BASE



Create a custom solution that fits your needs
IT'S EASY, FAST AND FLEXIBLE

www.wgconfigurator.com


COMMERCIAL / BASE



Commercial Shelving Package, High-Roof, Long WB 600-8410L

MODEL	DESCRIPTION	QUANTITY
1	96322-3-01 Bulkhead, Transit High Roof, Screen	1
2	96901-3-01 Hinge Kit	1
3	9375-3-03 Adjustable 4 Shelf Unit, 52 in x 13½ in x 60 in	1
4	9605-3-02 Accessory Back Panel, 52 in	1
5	9376-3-03 Adjustable 4 Shelf Unit, 60 in x 13½ in x 60 in	1
6	9606-3-02 Accessory Back Panel, 60 in	1
7	9374-3-03 Adjustable 4 Shelf Unit, 42 in x 13½ in x 60 in	1
8	9604-3-02 Accessory Back Panel, 42 in	1
9	9893-7-01 REDZONE 3 hook cord or tool holder	1


GENERAL SERVICE / CONTRACTOR



General Service/Contractor Package, High-Roof, Long WB 600-8411L

MODEL	DESCRIPTION	QUANTITY
1	96322-3-01 Bulkhead, Transit High Roof, Screen	1
2	96901-3-01 Hinge Kit	1
3	9375-3-03 Adjustable 4 Shelf Unit, 52 in x 13½ in x 60 in	1
4	9605-3-02 Accessory Back Panel, 52 in	2
5	9376-3-03 Adjustable 4 Shelf Unit, 60 in x 13½ in x 60 in	1
6	9606-3-02 Accessory Back Panel, 60 in	2
7	9859-7-01 REDZONE Medium 6 Bin Set, 13 in	1
8	9892-7-01 REDZONE 2 hook holder (5 in dia)	1
9	9391-3-03 Secure Storage Unit, 42 in x 16 in x 60 in	1
10	9045-3-02 5 Drawer Secure Storage Module 42 in x 17 in x 16 in	1
11	9604-3-02 Accessory Back Panel, 42 in	1
12	9893-7-01 REDZONE 3 hook cord or tool holder	1

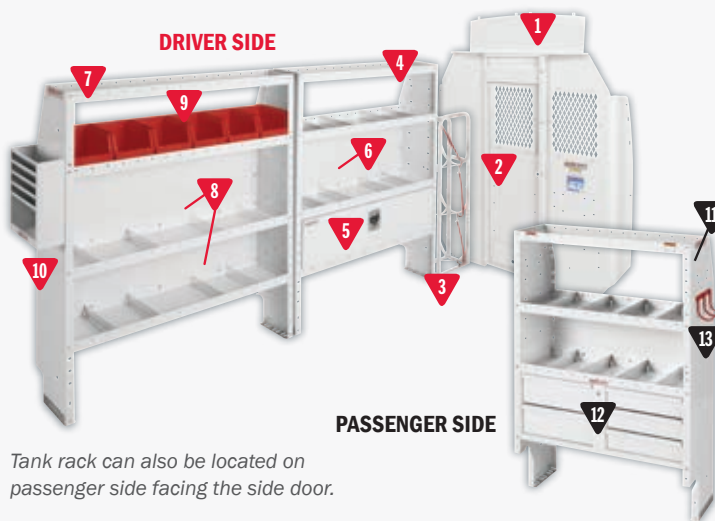
CABLE / PLUMBING



Cable/Plumber Package, High-Roof, Long WB 600-8412L

MODEL	DESCRIPTION	QUANTITY
1	96322-3-01 Bulkhead, Transit High Roof, Screen	1
2	96901-3-01 Hinge Kit	1
3	9375-3-03 Adjustable 4 Shelf Unit, 52 in x 13½ in x 60 in	1
4	9605-3-02 Accessory Back Panel, 52 in	2
5	9376-3-03 Adjustable 4 Shelf Unit, 60 in x 13½ in x 60 in	1
6	9606-3-02 Accessory Back Panel, 60 in	2
7	9893-7-01 REDZONE 3 hook cord or tool holder	1
8	9391-3-03 Secure Storage Shelf Unit, 42 in x 16 in x 60 in	1
9	9045-3-02 5 Drawer Secure Storage Module 42 in x 17 in x 16 in	1
10	9604-3-02 Accessory Back Panel, 42 in	1
11	9893-7-01 REDZONE 3 hook cord or tool holder	1
12	9504-3-01 Shelf Door, 42 in	1

HVAC / MECHANICAL



Tank rack can also be located on passenger side facing the side door.

HVAC/Mechanical Package, High-Roof, Long WB 600-8413L

MODEL	DESCRIPTION	QUANTITY
1	96322-3-01 Bulkhead, Transit High Roof, Screen	1
2	96901-3-01 Hinge Kit	1
3	9863-3-01 Refrigerant Tank Rack 2x 30#, 1x 50#	1
4	9375-3-03 Adjustable 4 Shelf Unit, 52 in x 13½ in x 60 in	1
5	9505-3-01 Shelf Door, 52 in	1
6	9605-3-02 Accessory Back Panel, 52 in	2
7	9375-3-03 Adjustable 4 Shelf Unit, 52 in x 13½ in x 60 in	1
8	9605-3-02 Accessory Back Panel, 52 in	2
9	9859-7-01 REDZONE Medium 6 Bin Set, 13 in	1
10	9880-3-01 Literature Holder 6 compartment	1
11	9391-3-03 Secure Storage Shelf Unit, 42 in x 16 in x 60 in	1
12	9045-3-02 5 Drawer Secure Storage Module 42 in x 17 in x 16 in	1
13	9893-7-01 REDZONE 3 hook cord or tool holder	1

ELECTRICAL



Electrical Package, High-Roof, Long WB 600-8414L

MODEL	DESCRIPTION	QUANTITY
1	96322-3-01 Bulkhead, Transit High Roof, Screen	1
2	96901-3-01 Hinge Kit	1
3	9375-3-03 Adjustable 4 Shelf Unit, 52 in x 13½ in x 60 in	1
4	9505-3-01 Shelf Door, 52 in	1
5	9605-3-02 Accessory Back Panel, 52 in	2
6	9376-3-03 Adjustable 4 Shelf Unit, 60 in x 13½ in x 60 in	1
7	9859-7-01 REDZONE Medium 6 Bin Set, 13 in	1
8	9606-3-02 Accessory Back Panel, 60 in	2
9	9858-7-01 REDZONE Small 6 Bin Set, 13 in	1
10	9882-7-01 REDZONE Wire Spool Holder End Mount	1
11	9391-3-03 Secure Storage Shelf Unit, 42 in x 16 in x 60 in	1
12	9045-3-02 5 Drawer Secure Storage Module 42 in x 17 in x 16 in	1
13	9504-3-01 Shelf Door, 42 in	1
14	9604-3-02 Accessory Back Panel, 42 in	1
15	9880-3-01 Literature Holder 6 compartment	1
16	9893-7-01 REDZONE 3 hook cord or tool holder	1


HIGH ROOF PACKAGES 148" WHEEL BASE, EXTENDED LENGTH



Create a custom solution that fits your needs
IT'S EASY, FAST AND FLEXIBLE

www.wgconfigurator.com


COMMERCIAL / BASE



Commercial Shelving Package, High-Roof, Extended
600-8410X

	MODEL	DESCRIPTION	QUANTITY
1	96322-3-01	Bulkhead, Transit High Roof, Screen	1
2	96901-3-01	Hinge Kit	1
3	9373-3-03	Adjustable 4 Shelf Unit, 36 in x 13½ in x 60 in	2
4	9603-3-02	Accessory Back Panel, 36 in	2
5	9376-3-03	Adjustable 4 Shelf Unit, 60 in x 13½ in x 60 in	1
6	9606-3-02	Accessory Back Panel, 60 in	1
7	9376-3-03	Adjustable 4 Shelf Unit, 60 in x 13½ in x 60 in	1
8	9606-3-02	Accessory Back Panel, 60 in	1
9	9893-7-01	REDZONE 3 hook cord or tool holder	1

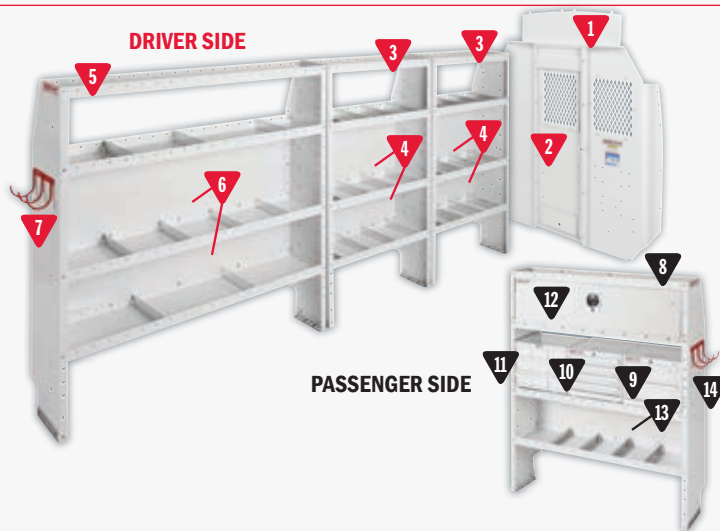
GENERAL SERVICE / CONTRACTOR



General Service/Contractor Package, High-Roof, Extended
600-8411X

	MODEL	DESCRIPTION	QUANTITY
1	96322-3-01	Bulkhead, Transit High Roof, Screen	1
2	96901-3-01	Hinge Kit	1
3	9373-3-03	Adjustable 4 Shelf Unit, 36 in x 13½ in x 60 in	2
4	9603-3-02	Accessory Back Panel, 36 in	4
5	9376-3-03	Adjustable 4 Shelf Unit, 60 in x 13½ in x 60 in	1
6	9606-3-02	Accessory Back Panel, 60 in	2
7	9859-7-01	REDZONE Medium 6 Bin Set, 13 in	1
8	9892-7-01	REDZONE 2 hook holder (5 in dia)	1
9	9375-3-03	Adjustable 4 Shelf Unit, 52 in x 13½ in x 60 in	1
10	9912-3-02	2 Drawer Cabinet 16 in x 14 in x 12 in	1
11	9909-3-02	Parts Cabinet 9 Bin 16 in x 12 in x 12 in	1
12	9914-3-02	4 Drawer Cabinet 16 in x 14 in x 12 in	1
13	9605-3-02	Accessory Back Panel, 52 in	2
14	9893-7-01	REDZONE 3 hook cord or tool holder	1


CABLE / PLUMBING



Cable/Plumber Package, High-Roof, Extended 600-8412X

	MODEL	DESCRIPTION	QUANTITY
1	96322-3-01	Bulkhead, Transit High Roof, Screen	1
2	96901-3-01	Hinge Kit	1
3	9373-3-03	Adjustable 4 Shelf Unit, 36 in x 13½ in x 60 in	2
4	9603-3-02	Accessory Back Panel, 36 in	4
5	9376-3-03	Adjustable 4 Shelf Unit, 60 in x 13½ in x 60 in	1
6	9606-3-02	Accessory Back Panel, 60 in	2
7	9893-7-01	REDZONE 3 hook cord or tool holder	1
8	9375-3-03	Adjustable 4 Shelf Unit, 52 in x 13½ in x 60 in	1
9	9912-3-02	2 Drawer Cabinet 16 in x 14 in x 12 in	1
10	9909-3-02	Parts Cabinet 9 Bin 16 in x 12 in x 12 in	1
11	9914-3-02	4 Drawer Cabinet 16 in x 14 in x 12 in	1
12	9505-3-01	Shelf Door, 52 in	1
13	9605-3-02	Accessory Back Panel, 52 in	2
14	9893-7-01	REDZONE 3 hook cord or tool holder	1

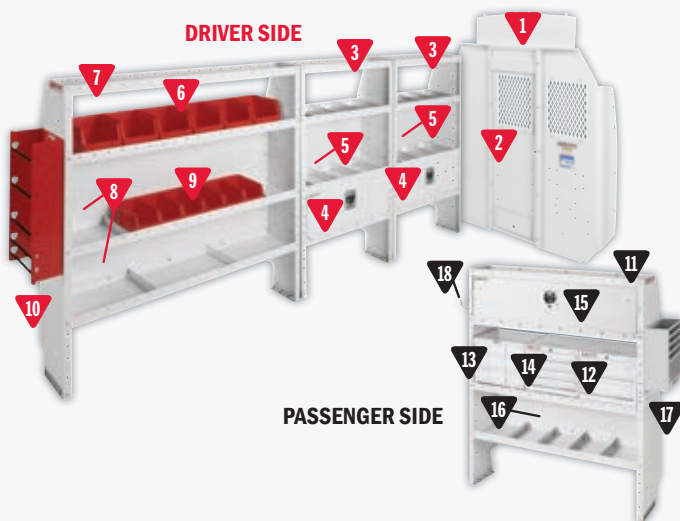
HVAC / MECHANICAL



HVAC/Mechanical Package, High-Roof, Extended 600-8413X

	MODEL	DESCRIPTION	QUANTITY
1	96322-3-01	Bulkhead, Transit High Roof, Screen	1
2	96901-3-01	Hinge Kit	1
3	9863-3-01	Refrigerant Tank Rack 2x 30#, 1x 50#	1
4	9373-3-03	Adjustable 4 Shelf Unit, 36 in x 13½ in x 60 in	2
5	9503-3-01	Shelf Door, 36 in	2
6	9603-3-02	Accessory Back Panel, 36 in	4
7	9376-3-03	Adjustable 4 Shelf Unit, 60 in x 13½ in x 60 in	1
8	9606-3-02	Accessory Back Panel, 60 in	2
9	9859-7-01	REDZONE Medium 6 Bin Set, 13 in	1
10	9375-3-03	Adjustable 4 Shelf Unit, 52 in x 13½ in x 60 in	1
11	9912-3-02	2 Drawer Cabinet 16 in x 14 in x 12 in	1
12	9909-3-02	Parts Cabinet 9 Bin 16 in x 12 in x 12 in	1
13	9914-3-02	4 Drawer Cabinet 16 in x 14 in x 12 in	1
14	9880-3-01	Literature Holder 6 compartment	1
15	9893-7-01	REDZONE 3 hook cord or tool holder	1

ELECTRICAL



Electrical Package, High-Roof, Extended 600-8414X

	MODEL	DESCRIPTION	QUANTITY
1	96322-3-01	Bulkhead, Transit High Roof, Screen	1
2	96901-3-01	Hinge Kit	1
3	9373-3-03	Adjustable 4 Shelf Unit, 36 in x 13½ in x 60 in	2
4	9503-3-01	Shelf Door, 36 in	2
5	9603-3-02	Accessory Back Panel, 36 in	4
6	9859-7-01	REDZONE Medium 6 Bin Set, 13 in	1
7	9376-3-03	Adjustable 4 Shelf Unit, 60 in x 13½ in x 60 in	1
8	9606-3-02	Accessory Back Panel, 60 in	2
9	9858-7-01	REDZONE Small 6 Bin Set, 13 in	1
10	9882-7-01	REDZONE Wire Spool Holder End Mount	1
11	9375-3-03	Adjustable 4 Shelf Unit, 52 in x 13½ in x 60 in	1
12	9912-3-02	2 Drawer Cabinet 16 in x 14 in x 12 in	1
13	9909-3-02	Parts Cabinet 9 Bin 16 in x 12 in x 12 in	1
14	9914-3-02	4 Drawer Cabinet 16 in x 14 in x 12 in	1
15	9505-3-01	Shelf Door, 52 in	1
16	9605-3-02	Accessory Back Panel, 52 in	2
17	9880-3-01	Literature Holder 6 compartment	1
18	9893-7-01	REDZONE 3 hook cord or tool holder	1

TRANSIT CONNECT PACKAGES



Create a custom solution that fits your needs
IT'S EASY, FAST AND FLEXIBLE

www.wgconfigurator.com

COMMERCIAL SHELVING

DRIVER SIDE



PASSENGER SIDE




Commercial Shelving

600-8310 (Short or Long Wheel Base)

	MODEL	DESCRIPTION	QUANTITY
1	96111-3-02	Bulkhead, 2014 Transit Connect Mesh	1
2/2	9353-3-03	Adjustable 3 Shelf Unit, 36 in x 13½ in x 44 in	2
3	9603-3-02	Accessory Back Panel, 36 in	4

GENERAL SERVICE/SHORT & LONG WHEEL BASE

DRIVER SIDE



PASSENGER SIDE



General Service—Short Wheel Base

600-8311S (Short Wheel Base)

	MODEL	DESCRIPTION	QUANTITY
1	96111-3-02	Bulkhead, 2014 Transit Connect Mesh	1
2/2	9353-3-03	Adjustable 3 Shelf Unit, 36 in x 13½ in x 44 in	2
3	9503-3-01	Shelf Door, 36 in	1
4	9893-7-01	REDZONE 3 hook cord or tool holder	1
5	9603-3-02	Accessory Back Panel, 36 in	2
6	9912-3-02	2 Drawer Cabinet 16 in x 14 in x 12 in	1
7	9909-3-02	Parts Cabinet 9 Bin 16 in x 12 in x 12 in	1

DRIVER SIDE



PASSENGER SIDE



General Service—Long Wheel Base

600-8311L (Long Wheel Base)

	MODEL	DESCRIPTION	QUANTITY
1	96111-3-02	Bulkhead, 2014 Transit Connect Mesh	1
2/2	9356-3-03	Adjustable 3 Shelf Unit, 60 in x 13½ in x 44 in	2
3	9606-3-02	Accessory Back Panel, 60 in	1
4	9859-7-01	REDZONE Medium 6 Bin Set 13 in	1
5	9740-3-01	Shelf Support for 60 in Wide Shelves, 46 in High	2
6	9893-7-01	REDZONE 3 hook cord or tool holder	1
7	9912-3-02	2 Drawer Cabinet 16 in x 14 in x 12 in	1
8	9909-3-02	Parts Cabinet 9 Bin 16 in x 12 in x 12 in	2

PLUMBING



Plumbing 600-8312L (Long Wheel Base)

MODEL	DESCRIPTION	QUANTITY
1	96111-3-02 Bulkhead, 2014 Transit Connect Mesh	1
2	9353-3-03 Adjustable 3 Shelf Unit, 36 in x 13½ in x 44 in	1
3/3	9909-3-02 Parts Cabinet 9 Bin 16 in x 12 in x 12 in	2
4	9892-7-01 REDZONE 2 hook holder (5 in dia)	1
5	9503-3-01 Shelf Door, 36 in	1
6	9603-3-02 Accessory Back Panel, 36 in	1
7	9912-3-02 2 Drawer Cabinet 16 in x 14 in x 12 in	1
8	9740-3-01 Shelf Support for 60 in Wide Shelves, 46 in High	1
9	9859-7-01 REDZONE Medium 6 Bin Set 13 in	1
10	9918-3-02 Parts Cabinet 18 Bin 32 in x 12 in x 12 in	1
11	9356-3-03 Adjustable 3 Shelf Unit, 60 in x 13½ in x 44 in	1


HVAC / MECHANICAL



HVAC / Mechanical 600-8313L (Long Wheel Base)

MODEL	DESCRIPTION	QUANTITY
1	96111-3-02 Bulkhead, 2014 Transit Connect Mesh	1
2	9355-3-03 Adjustable 3 Shelf Unit, 52 in x 13½ in x 44 in	1
3/3	9909-3-02 Parts Cabinet 9 Bin 16 in x 12 in x 12 in	2
4	9863-3-01 Refrigerant Tank Rack 2x30#, 1x50#	1
5	9893-7-01 REDZONE 3 hook cord or tool holder	1
6	9912-3-02 2 Drawer Cabinet 16 in x 14 in x 12 in	1
7	9859-7-01 REDZONE Medium 6 Bin Set 13 in	1
8	9353-3-03 Adjustable 3 Shelf Unit, 36 in x 13½ in x 44 in	1

ELECTRICAL



Electrical 600-8314L (Long Wheel Base)

MODEL	DESCRIPTION	QUANTITY
1	96111-3-02 Bulkhead, 2014 Transit Connect Mesh	1
2	9356-3-03 Adjustable 3 Shelf Unit, 60 in x 13½ in x 44 in	1
3	9859-7-01 REDZONE Medium 6 Bin Set 13 in	1
4/4	9893-7-01 REDZONE 3 hook cord or tool holder	2
5	9503-3-01 Shelf Door, 36 in	1
6	9909-3-02 Parts Cabinet 9 Bin 16 in x 12 in x 12 in	1
7	9912-3-02 2 Drawer Cabinet 16 in x 14 in x 12 in	1
8	9353-3-03 Adjustable 3 Shelf Unit, 36 in x 13½ in x 44 in	1
9	9603-3-02 Accessory Back Panel, 36 in	1

BULKHEADS

Our Low-, Mid-, and High-Roof van bulkheads allow you to separate the driver compartment from the cargo area for maximum protection against shifting loads. Exclusive polycarbonate windows improve visibility and safety. Tighter panel design ensures cabin comfort, both noise and temperature. Several bulkhead accessories are available to keep you organized. Deep offset bulkheads for Ford Transit provide extra legroom. Designated by a "D" at the end of the part number available only for the Ford Transit.



Low Roof Bulkhead for Transit Van

MODEL	DESCRIPTION	WEIGHT
96301-3-01	Window Bulkhead, Low-Roof, Ford Transit	67 lbs.
96302-3-01	Mesh Bulkhead, Low-Roof, Ford Transit	67 lbs.
96301-3-01D	Deep Offset Window Bulkhead, Low-Roof, Ford Transit	70 lbs.
96302-3-01D	Deep Offset Mesh Bulkhead, Low-Roof, Ford Transit	70 lbs.
96901-3-01 (Hinge Kit)	Converts all Full size Transit Bulkheads to Swinging Door with lockable door latch	4 lbs.



Mid Roof Bulkhead for Transit Van

MODEL	DESCRIPTION	WEIGHT
96311-3-01	Window Bulkhead, Mid-Roof, Ford Transit	108 lbs.
96312-3-01	Mesh Bulkhead, Mid-Roof, Ford Transit	108 lbs.
96311-3-01D	Deep Offset Window Bulkhead, Mid-Roof, Ford Transit	111 lbs.
96312-3-01D	Deep Offset Mesh Bulkhead, Mid-Roof, Ford Transit	111 lbs.
96903-3-01	Solid Bulkhead Panel Adapter kit for all Full size Bulkheads	10 lbs.

High Roof Bulkhead for Transit Van

MODEL	DESCRIPTION	WEIGHT
96321-3-01	Window Bulkhead, High-Roof, Ford Transit	108 lbs.
96322-3-01	Mesh Bulkhead, High-Roof, Ford Transit	108 lbs.
96321-3-01D	Deep Offset Window Bulkhead, High-Roof, Ford Transit	111 lbs.
96322-3-01D	Deep Offset Mesh Bulkhead, High-Roof, Ford Transit	111 lbs.



Bulkhead for Transit Connect Van

Window bulkheads offer unobstructed visibility of the cargo area, side door, and rear door. Maximizes comfort in the passenger area. Lightweight mesh bulkheads deliver full driver and cargo protection.

MODEL	DESCRIPTION	WEIGHT
96511-3-02	Transit Connect Window Bulkhead**	40 lbs.
96111-3-02	Transit Connect Screen Bulkhead	35 lbs.

**Ford Transit Connect (2010 - 2013 model years) use -01 instead of -02

ADJUSTABLE SHELVING

17° TAPERED END PANEL CLOSER FIT

for more working space
inside the van



DEEP FULLY HEMMED SHELVES

sized for tools, equipment,
and other materials



EASY TO CUSTOMIZE

with pre-punched mounting
holes for WEATHER GUARD®
accessories and cabinets

EASY TO ASSEMBLE AND INSTALL

with captive nuts on each
shelf and complete installation
hardware



WEATHER GUARD® EXCLUSIVE!



ADJUSTABLE DIVIDERS

Includes pack of four adjustable
dividers for each shelf

PUNCHED SHELVES

for easier installation of
accessory cabinets

FRONT FLOOR CLEARANCE (16" SHELVES ONLY)

for material storage.
Fits PACK RAT® Drawer Units

UNMATCHED DURABILITY

achieved with heavy duty
18 gauge steel construction

FLAT FRONTS

on 13½" deep adjustable shelves.
Mount doors and accessories at
floor level

Shelf Units: Ships complete in one cartonn

MODEL	HEIGHT	WIDTH	DEPTH	SHELVES	DIVIDERS	WEIGHT
9333-3-03	34"	36"	13½"	2	8	48 lbs.
9334-3-03	34"	42"	13½"	2	8	48 lbs.
9335-3-03	34"	52"	13½"	2	8	72 lbs.
9336-3-03	34"	60"	13½"	2	8	70 lbs.
9343-3-03	44"	36"	16"	3	12	74 lbs.
9344-3-03	44"	42"	16"	3	12	80 lbs.
9345-3-03	44"	52"	16"	3	12	85 lbs.
9346-3-03	44"	60"	16"	3	12	104 lbs.
9353-3-03	44"	36"	13½"	3	8	53 lbs.
9354-3-03	44"	42"	13½"	3	8	57 lbs.
9355-3-03	44"	52"	13½"	3	8	66 lbs.
9356-3-03	44"	60"	13½"	3	8	73 lbs.
9363-3-03	60"	36"	16"	4	16	92 lbs.
9364-3-03	60"	42"	16"	4	16	94 lbs.
9365-3-03	60"	52"	16"	4	16	110 lbs.
9366-3-03	60"	60"	16"	4	16	136 lbs.
9373-3-03	60"	36"	13½"	4	12	76 lbs.
9374-3-03	60"	42"	13½"	4	12	94 lbs.
9375-3-03	60"	52"	13½"	4	12	110 lbs.
9376-3-03	60"	60"	13½"	4	12	136 lbs.

24" Deep Jumbo Shelving Items

Extra deep 24" shelving constructed of 18-gauge steel and finished with durable brite white powder coat. These shelves are easy to assemble and provide the perfect foundation for a customized van or trailer. Special order only, with longer lead times.



MODEL	HEIGHT	WIDTH	DEPTH	SHELVES
8393-3-01	59½"	42¼"	24"	3
8394-3-01	59½"	51¼"	24"	3
8395-3-01	59½"	69¼"	24"	3
8118-3-01	Short Bin Dividers for 24"D Shelves			

SECURE STORAGE

Add extra security and theft-resistance for valuable tools and equipment with WEATHER GUARD® Secure Storage shelf units. Multiple door and drawer modules easily assemble into REDZONE Shelving. Our welded steel construction and heavy-duty locking mechanism ensures peace of mind on the job or in the parking lot.



HIGH SECURITY

welded steel box and shelf construction



UNMATCHED ORGANIZATION & EFFICIENCY

with no wasted space below or between drawers



UNMATCHED DURABILITY

box construction strengthens and rigidizes shelf unit



EXTRA LARGE STEEL DRAWERS

17"x14"x4" or 6" with ball bearing slides rated at 75 pounds per drawer




FAST AND EASY ASSEMBLY

modules bolt to end panels. Add top shelf to complete unit.



FULLY FUNCTIONAL 16" SECURE MODULE TOP

designed like a 16" shelf for additional storage



WEATHER GUARD® EXCLUSIVE!



Select the shelf unit to fit your van, then the storage module to fit your needs.

Secure Storage Shelf Units (42" Wide)

MODEL	HEIGHT	DIVIDERS	WEIGHT
1 Full Size Vans			
9381-3-03	44"	8	104 lbs.
Includes end panels and top shelf for secure storage unit			
2 High Roof Vans			
9391-3-03	60"	12	108 lbs.
Includes end panels and top shelf for secure storage unit			
3 Storage Module Only (for 42" wide shelf units) ORDER SEPARATELY			
9040-3-01 Door Module			47 lbs.
9045-3-02 5 Drawer Module			78 lbs.

Secure Storage Service Parts xx- Designates key code Specify key code 11-20 when ordering

MODEL	DESCRIPTION	WEIGHT
70206-xx	Replacement Lock Kit	117 lbs.
70210-xx	Key Kit	1 lb.
70211-xx	Replacement D Handle Kit	1 lb.



Door Module
9040-3-01



3
5 Drawer
Module
9045-3-02

RED ZONE ACCESSORIES


Looking for parts and supplies won't slow you down with new and re-engineered REDZONE van storage accessories. Organizers and holders keep frequently used items in easy reach for maximum productivity. Tool cabinets, parts bin boxes, and locking storage keep small components organized.



NEW! BUCKET AND TANK HOLDERS



NEW! HOOKS AND BRACKETS



POWDER COAT FINISH

provides durability

EASY TO INSTALL

to shelf end panels, bulkheads, and door

CUSTOMIZED ORGANIZATION

for supplies and tools

HEAVY DUTY 18 GAUGE STEEL CONSTRUCTION

makes for tough, long lasting accessories

REDZONE Accessories

	MODEL	DESCRIPTION	HEIGHT	WIDTH	DEPTH	WEIGHT
1	9874-7-01	Can Organizer	9.8"	12"	4"	3 lbs.
2	9878-7-01	Cleaning Station	15½"	13"	7"	10 lbs.
3	9879-7-01	Tool Organizer	5½"	15"	4"	3 lbs.
4	9881-7-01	Caulk Tube Tray	7½"	13½"	7½"	5 lbs.
5	9882-7-01	Wire Spool Holder End Mount	26"	14"	6"	12 lbs.
6	9883-7-01	Large Parts Bin	14"	7"	13"	6 lbs.
7	9884-7-01	Medium Parts Bin	6½"	7"	13"	4 lbs.
8	9885-7-01	5 Gallon Bucket Holder	6¼"	11¼"	11¼"	4 lbs.
9	9886-7-01	30# Refrigerant Tank Holder	10¾"	9¾"	9¾"	5 lbs.
10	9887-7-01	Ladder Holder	4"	1½"	3½"	10 lbs.
11	9891-7-01	Large Hook (5" Dia)	8"	1½"	5"	10 lbs.
12	9892-7-01	2 Hook Holder (5" Dia)	8"	9"	5"	29 lbs.
13	9893-7-01	3 Hook Cord Or Tool Holder	5½"	9"	4½"	39 lbs.

ACCESSORIES

CAB COMMAND CENTER ⚠

SECURE D HANDLE LOCKS

single point latching for theft-resistance

SIMPLIFIED INSTALLATION


gets you back on the job quickly

RAISED MOUNTING BASE FOR 7" FLOOR CLEARANCE

with tamper-resistant Torx® head mounting bolts

POWER PASS® ELECTRICAL PASS-THRU GROMMET ⚠

allows you to charge items within the box



WEATHER GUARD® EXCLUSIVE!



Cab Command Center for ProMaster

MODEL	HEIGHT	WIDTH	DEPTH	WEIGHT
9010-3-01	18"	7 1/2"	20"	30 lbs.



Floor Mounted Accessories

	MODEL	DESCRIPTION	HEIGHT	WIDTH	DEPTH	WEIGHT
1	9861-3-01	Cable spool holder	42 1/2"	19 3/4"	16 1/4"	37 lbs.
2	9862-3-01	3 - 50 lb. tank holder	45 1/2"	15 1/2"	8"	31 lbs.
3	9863-3-01	2 - 30 lb., 1 - 50 lb. tank holder	40"	15 1/2"	8"	27 lbs.
4	9864-3-01	4 - 30 lb. tank holder	48 1/2"	13"	8"	31 lbs.
5	9860-3-01	Catalog file unit	36"	6"	12"	16 lbs.
6	9885-7-01	5 Gallon Bucket Holder	6 1/4"	11 1/4"	11 1/4"	8 lbs.



Door Trays and Literature Holders

	MODEL	HEIGHT	WIDTH	DEPTH	WEIGHT
1	9871-3-01	21 3/4"	20 1/4"	—	19 lbs.
2	9872-3-01	21 3/4"	20 1/4"	—	18 lbs.
3	9873-3-01	21 3/4"	20 1/4"	—	19 lbs.
4	9880-3-01	15"	13"	4 3/4"	11 lbs.

ACCESSORIES



Locking Storage & CATV Cabinets

	MODEL	SHELVES	HEIGHT	WIDTH	DEPTH	WEIGHT
1	9020-3-01	N/A	22"	18"	16"	25 lbs.
2	9021-3-01	2*	22"	18"	16"	35 lbs.
3	9029-3-01	N/A	22"	18"	16"	25 lbs.

*Removable Shelves



Bin Sets

sturdy plastic bins sized to fit 16" deep or new 13" deep adjustable van shelving

	MODEL	HEIGHT	WIDTH	DEPTH	BINS	WEIGHT
	9854-7-01	5"	5½"	14¾"	9	8 lbs.
	9855-7-01	7"	8¼"	14¾"	6	10 lbs.
	9856-7-01	7"	16½"	14¾"	3	8 lbs.
	9858-7-01	5"	5½"	10⅞"	6	8 lbs.
	9859-7-01	7"	7"	10⅞"	6	8 lbs.



Model 89011

Van Floor Mats

	MODEL	VAN TYPE	WEIGHT
	89011	70" x 127" rectangular, must be cut to fit any style vans	55 lbs.
	89024	'15 & newer Ford Transit, 130" wheelbase	45 lbs.
	89025	'15 & newer Ford Transit, 148" wheelbase	50 lbs.
	89026	'15 & newer Ford Transit, 148" extended wheelbase	55 lbs.

Floor mats protect the van floor from normal wear and tear, prevent cargo from shifting, and reduce noise.



Shelf Doors with High Security D Handle Lock mount to shelf units or to retainer lips. Single point D-handle lock for added security. Allow seven mounting holes shelf to shelf spacing

MODEL	HEIGHT	WIDTH	WEIGHT
9503-3-01	11"	36"	13 lbs.
9504-3-01	11"	42"	17 lbs.
9505-3-01	11"	52"	21 lbs.
9506-3-01	11"	60"	25 lbs.

Light Weight Shelf Back Panels

lightweight, finished appearance

MODEL	HEIGHT	WIDTH	WEIGHT
9603-3-02	8½"	36"	2 lbs.
9604-3-02	8½"	42"	3 lbs.
9605-3-02	8½"	52"	4 lbs.
9606-3-02	8½"	60"	5 lbs.

Retainer Lips keeps items in place under shelf units

MODEL	HEIGHT	WIDTH	DEPTH	WEIGHT
9703-3-02	1½"	36"	1½"	1 lb.
9704-3-02	1½"	42"	1½"	1 lb.
9705-3-02	1½"	52"	1½"	2 lbs.
9706-3-02	1½"	60"	1½"	2 lbs.

Can't find the shelf combination you need? Configure your own shelf system with end panels and accessory shelves.

End Panels

MODEL	HEIGHT	WIDTH	DEPTH	WEIGHT
9203-3-01	36"	2"	13"	22 lbs.
9204-3-01	44"	2"	16"	30 lbs.
9206-3-01	60"	2"	16"	34 lbs.
9243-3-01	36"	2"	13½"	22 lbs.
9244-3-01	44"	2"	13½"	18 lbs.
9246-3-01	60"	2"	13½"	33 lbs.
9274-3-01	44"	2"	16"	30 lbs.
9276-3-01	60"	2"	16"	34 lbs.

Extra Shelves Includes one set of dividers

MODEL	HEIGHT	WIDTH	DEPTH	WEIGHT
9133-3-01	2"	36"	13"	14 lbs.
9134-3-01	2"	42"	13"	18 lbs.
9135-3-01	2"	52"	13"	22 lbs.
9136-3-01	2"	60"	13"	26 lbs.
9143-3-01	2"	36"	13½"	14 lbs.
9144-3-01	2"	42"	13½"	18 lbs.
9145-3-01	2"	52"	13½"	22 lbs.
9146-3-01	2"	60"	13½"	26 lbs.
9163-3-01	2"	36"	16"	14 lbs.
9164-3-01	2"	42"	16"	18 lbs.
9165-3-01	2"	52"	16"	22 lbs.
9166-3-01	2"	60"	16"	26 lbs.

CABINETS



Mechanics Grade Tool Cabinets

High quality and durable mechanics grade tool cabinets for your van feature easy-to-grip handles and smooth ball-bearing rollers.

	MODEL	DRAWERS	HEIGHT	WIDTH	DEPTH	WEIGHT
1	9912-3-02	2	12"	16"	13.7"	26 lbs.
2	9914-3-02	4	12"	16"	13.7"	32 lbs.
3	9924-3-02	4	24"	16"	13.7"	48 lbs.
4	9928-3-02	8	24"	16"	13.7"	60 lbs.
5	9984-3-01	4	24"	18"	13.7"	53 lbs.
6	9988-3-01	8	24"	18"	13.7"	60 lbs.

High quality, durable Drawer Cabinets feature latches for each drawer, smooth ball-bearing rollers, and secure locks that can be keyed alike. Bin Cabinets feature hook and loop fasteners to securely hold bins in place.

Cabinet Divider Kits

MODEL	DESCRIPTION	WEIGHT
9822-3-01	Divider and liner kit for 9914-3-02, 9928-3-02	2 lbs.
9824-3-01	Divider and liner kit for 9912-3-02, 9924-3-02	2 lbs.



Parts Boxes & Bin Cabinets

	MODEL	BINS	HEIGHT	WIDTH	DEPTH	WEIGHT
1	9906-3-02	6	4½"	32½"	11¾"	18 lbs.
2	9909-3-02	9	12"	17"	11¾"	28 lbs.
3	9918-3-02	18	12"	32½"	11¾"	54 lbs.
4	9950-7-02*	N/A	12.6"	20.3"	14.4"	4 lbs.
5	9951-9-01	N/A	3"	18½"	13"	3 lbs.
Special Order Cabinets (Call for availability. Longer lead time required)						
6	8908-3	8	8½"	22 "	11¾"	24 lbs.
7	8931-3*		15¾"	21¾"	12¾"	28 lbs.

*Parts cases not included

NEW! Improved Cabinet Accessory Mounting

The new van shelf design includes cabinet mounting holes that make it easier to assemble and install. there are two fast ways to mount cabinet and parts boxes to van shelves.




1 Invert shelf when assembling it and mount cabinet directly to shelf.

2 Keep shelf facing up and use Cabinet Mounting Spacer Kit Model 9994.


MODEL	DESCRIPTION	WEIGHT
9994	Cabinet Mounting Spacer Kit	1 lb.
9996-3-01	Mounting bracket kit for 16" shelves	1 lb.

DRAWER UNITS



PACK RAT® Drawer Units

MODEL	HEIGHT	WIDTH	DEPTH	COMPARTMENTS	DIVIDERS	WEIGHT
STEEL DRAWER UNITS						
301-3	12½"	30"	24"	3	12	169 lbs.
303-3	12½"	39¾"	24"	4	12	217 lbs.
304-3	9"	30"	48"	2	6	220 lbs.
305-3	9"	10¼"	48"	1	6	106 lbs.
306-3	9"	20"	48"	2	12	179 lbs.
307-3	9"	30"	48"	3	18	247 lbs.
308-3	9"	39¾"	48"	4	24	322 lbs.
308-5	9"	39¾"	48"	4	24	322 lbs.
312-3	9"	30"	24"	3	12	151 lbs.
334-3	12½"	30"	48"	2	6	245 lbs.
335-3	12½"	10¼"	48"	1	6	130 lbs.
336-3	12½"	20"	48"	2	12	210 lbs.
337-3	12½"	30"	48"	3	18	294 lbs.
338-3	12½"	39¾"	48"	4	24	383 lbs.
338-5	12½"	39¾"	48"	4	24	383 lbs.
ALUMINUM DRAWER UNITS						
310-3-01	14½"	11¾"	42"	1	0	56 lbs.



- Lightweight Aluminum Drawers carry up to 75 lbs. each
- Units Can be stacked as needed for additional storage
- Roller mounted drawers glide open to full extension
- Adjustable drawer dividers offer greater flexibility
- Anti-Skid Strips provide traction for wet and muddy boots

ITEMIZER® Drawer Units


MODEL	DRAWERS	HEIGHT	WIDTH	DEPTH	WEIGHT
314-3	1	6¾"	12¼"	49"	26 lbs.
316-3	2 Lateral	6¾"	24"	49"	55 lbs.
317-3	3 Lateral	6¾"	36"	49"	85 lbs.
318-3	4 Lateral	6¾"	48"	49"	110 lbs.
326-3	2 Stacked	12¼"	12¼"	49"	48 lbs.
327-3	3 Stacked	17¾"	12¼"	49"	71 lbs.
328-3	4 Stacked	23½"	12¼"	49"	92 lbs.

These storage solutions conveniently increase your storage space by placing small equipment at your fingertips without the need to crawl inside the van. Drawer dividers provide an extensive array of organizing options.



FOR FULL-SIZE VAN & MINIVAN REAR DOOR

Model 3200




FOR FULL-SIZE VAN SIDE DOOR

Model 3100

FOR LONG WHEEL BASE FULL-SIZE VAN REAR DOOR

Model 3400



BED RAT® Sliding Platforms

MODEL	HEIGHT	WIDTH	DEPTH	WEIGHT
3100	4¾"	22"-44¾"	54"	97 lbs.
3200	4¾"	44¾"	68"	123 lbs.
3400	4¾"	44¾"	90"	155 lbs.

EZGlide2™ DROP-DOWN LADDER RACK

EASIEST TO OPERATE

50% less effort to operate than competitor drop-down ladder racks, reducing strain on the operator

LIGHTEST WEIGHT

Drop-down ladder rack available

- Maximize fuel economy
- Maximize carrying capacity

MOST VERSATILE

- Up to 40' extension ladders
- 3' - 10' stepladders
- Conduit carriers



STEP 1

CHOOSE A MOUNTING KIT

(Mounting kit is not needed for Ford E-Series, go to Step 2.)



Model 2102-0-01

Mounting Kits

MODEL	DETAILS	WEIGHT
2102-0-01	Mounting Channel Kit for Ford Transit	15 lbs.
2130-0-01	Mounting Channel Kit for 130" WB Transit	15 lbs.
2085-0-01	Compact Mounting Channel Kit for Ford Transit Connect	15 lbs.

STEP 2

SELECT A DROP-DOWN LADDER RACK ASSEMBLY

(Single-Side Only with Crossmembers)



Model 2291-3-01

Always properly secure ladders to the ladder rack while driving. Transporting ladders longer than the vehicle is not recommended.


Drop-Down Ladder Rack Assemblies Drop-down can mount on driver or passenger side. Rack fits 16' to 40' Extension, 5' to 10' Step and 3' to 8' Podium, evenly distributed on ladder rack. Carry ladders appropriate to the size of the vehicle.

MODEL	DETAILS	WEIGHT
2291-3-01	Extended Drop-Down for Mid-Roof/High-Roof Vans (Includes Two 70" Cross Members which can be set at 96" or 42" center to center)	77 lbs.
2271-3-01	Fixed Drop-Down for Low-Roof Transit and E-series vans (Includes Two 70" Cross Members which can be set at 96" or 42" center to center)	77 lbs.
2261-3-01	Fixed Drop-Down for Compact Vans (Includes Two 60" Cross Members which can be set at 77" center to center)	83 lbs.

OPTIONAL

MAKE IT A DUAL DROP-DOWN LADDER RACK

Model 2295-3-01



Model 2267-3-01

• Mounting kit not included

Dual Drop-Down Ladder Rack Assemblies

Long ladder kits fit 16' to 40' Extension, 5' to 10' Step and 3' to 8' Podium, evenly distributed on ladder rack. Short ladder kits include a center cross member to carry shorter ladders on opposite side of rack.


MODEL	DETAILS	WEIGHT
2295-3-01	Extended Drop-Down Long Ladder Kit for Mid-Roof/High-Roof Vans with Cross Members set at 96" or 42" center to center	48 lbs.
2297-3-01	Extended Drop-Down Short Ladder Kit for Mid-Roof/High-Roof Vans (Includes 70" Cross Member which can be set at 42" center to center)	55 lbs.
2275-3-01	Fixed Drop-Down Long Ladder Kit for Full Size Vans with Cross Members set at 96" or 42" center to center	51 lbs.
2277-3-01	Fixed Drop-Down Short Ladder Kit for Full Size Vans (Includes 70" Cross Member which can be set at 42" center to center)	57 lbs.
2265-3-01	Fixed Drop-Down Long Ladder Kit for Compact Vans with Cross Members set at 77" center to center	58 lbs.
2267-3-01	Fixed Drop-Down Short Ladder Kit for Compact Vans (Includes 60" Cross Member which can be set at 42" center to center)	61 lbs.

VAN LADDER RACKS

WEATHER GUARD® Roof Racks are designed to mount through holes built into the new Ford Transit and Transit Connect Vans. Roof rack mounting kit includes stands and hardware to improve rooftop mounting. Racks for Econoline vans mount directly to gutters on side of van.

**STEP
1**

CHOOSE A MOUNTING KIT



Mounting Kits

MODEL	DETAILS	WEIGHT
2102-0-01	Mounting Channel Kit for Ford Transit	15 lbs.
2130-0-01	Mounting Channel Kit for 130" WB Transit	15 lbs.
2085-0-01	Compact Mounting Channel Kit for Ford Transit Connect	15 lbs.


**STEP
2**

CHOOSE YOUR VAN RACK AND ACCESSORY CROSS MEMBERS



Powder Coated Aluminum Rack for Ford Transit (Low Roof) & Ford E-Series

MODEL	DETAILS	WEIGHT
209-3-03	70" All Purpose Rack	35 lbs.
2097-3-03	70" All Purpose Accessory Cross Member	19 lbs.



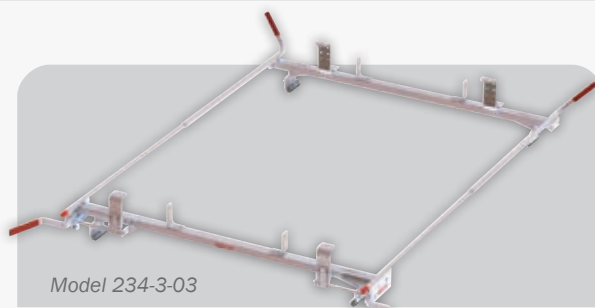
Aluminum All Purpose Racks for Ford Transit Connect

MODEL	DETAILS	WEIGHT
218-3-03	60" All Purpose Rack	31 lbs.
222-3-03	60" All Purpose Accessory Cross Member	17 lbs.



Quick Clamp Racks for Ford Transit Connect

MODEL	DETAILS	WEIGHT
223-3-03	60" Single Quick Clamp Rack - Curb Side Only	44 lbs.
224-3-03	60" Dual Quick Clamp Rack	54 lbs.
225-3-03	60" Quick Clamp Accessory Cross Member	16 lbs.



Quick Clamp Racks for Ford Transit (Low Roof) & Ford E-Series

MODEL	DETAILS	WEIGHT
234-3-03	70" Dual Quick Clamp Rack	58 lbs.
236-3-03	70" Single Quick Clamp Rack - Curb Side Only	48 lbs.
233-3-03	70" Quick Clamp Accessory Cross Member	19 lbs.

CONDUIT CARRIERS

Keep your conduit safe, secure, and clean with our lightweight and durable Conduit Carrier.

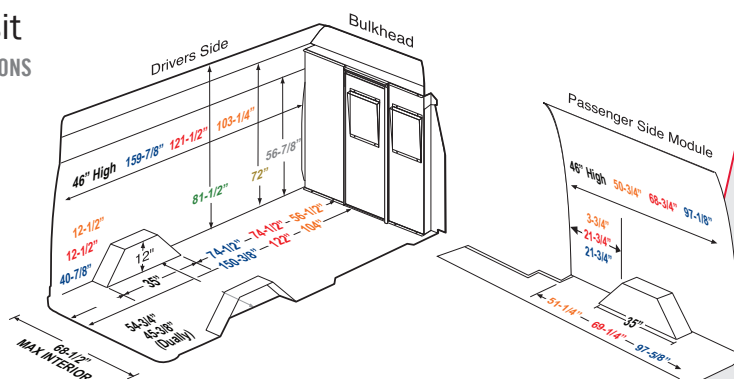


Aluminum Conduit Carrier

MODEL	DETAILS	LENGTH	WIDTH	HEIGHT	WEIGHT
237	Conduit Carrier	121½"	11"	6"	40 lbs.
238	Extension	6"	11"	6"	4 lbs.
239	PVC Conduit Carrier Kit				4 lbs.



Ford Transit INTERIOR DIMENSIONS

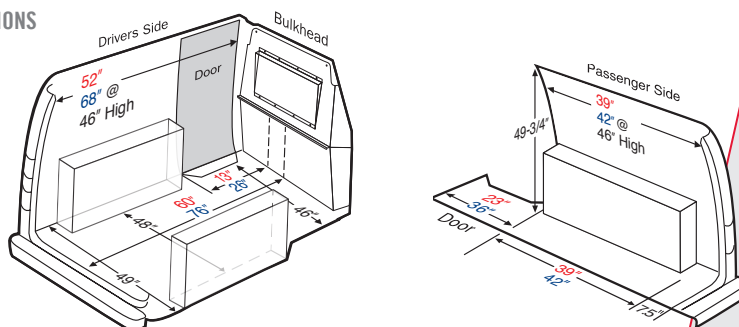


Note: Verify the location of the gas tank before installing any equipment.

Low Roof
Mid Roof
High Roof

130 in. Wheel Base
148 in. Wheel Base
148 in. Extended Wheel Base

Ford Transit Connect (Standard & Extended Wheel Base) INTERIOR DIMENSIONS



Note: Verify the location of the gas tank before installing any equipment.

The dimensions shown in this guide refer to model year 2014 and later Ford Transit Connect. You should always measure your van carefully to make sure the equipment you choose will fit properly.

104.8 in. Wheel Base
120.6 in. Extended Wheel Base



LIMITED LIFETIME WARRANTY

Knaack LLC (the Manufacturer) warrants to the original purchaser, only, that WEATHER GUARD® van products (the "WEATHER GUARD Product") will be free from defects in material and workmanship from the date of purchase and continuing for the expected lifetime of the WEATHER GUARD Product. Please call our customer service department toll free at 1.800.456.7865 with any questions or comments.

DO NOT use these products for storing or transporting flammables, explosives, hazardous materials or waste, such as gasoline, solvents, gun powder, dynamite, gases or any tanks, torches or gas powered equipment. These products are intended and safe for storing and transporting small tools and other non-combustible, non-flammable materials. Any modification made to, or unintended use of, these products may create a dangerous condition causing death, serious bodily injury or property damage.

NOTICE

Any modification or unintended use of these products shall immediately void all manufacturers warranties. Manufacturer disclaims all liability for injuries to persons or property resulting from any modification to, or unintended use of these products.

Ford Transit Connect, Nissan NV, Mercedes Sprinter, and Dodge RAM CV are registered trademarks of their respective owners.

For information on the WEATHER GUARD® Van Solutions Limited Lifetime Warranty, visit www.weatherguard.com
To order more WEATHER GUARD® Van Solutions OEM brochures, please call us at **800.456.7865**



©2017 Knaack, LLC. All rights reserved.
Ford Transit is a registered trademark of Ford Motor Company.

CONTACT YOUR LOCAL DISTRIBUTOR/UPFITTER