

GMC



GM VAN SOLUTIONS

FOR GMC SAVANA
CHEVROLET EXPRESS
CHEVROLET CITY EXPRESS





DESIGNED WITH THE PROFESSIONAL IN MIND

WEATHER GUARD® Van Solutions deliver unmatched organization, productivity, and durability, backed by a Limited Lifetime Warranty.



WEATHER GUARD® Van Solutions are ready to roll with game changing improvements based on years of research and your input. Completely retooled shelving, improved bulkheads, customizable organizational features, and a host of smart new accessories, designed around the common sense idea that tools and equipment belong on the shelf, not the floor.

TABLE OF CONTENTS

**BUSINESS
CHOICE**



Receive up to \$1,200 Upfit Cash Allowance on Weather Guard Interiors or roof racks for new Chevy Express or GMC Savana cargo vans! Receive up to \$350 Upfit Cash Allowance on Weather Guard Interiors or roof racks for new Chevrolet City Express vans!

Eligible commercial customers will receive upfit assistance cash on eligible vehicles when you install Weather Guard van equipment on your new GM van. Equipment must be installed by an authorized Weather Guard upfitter.

Program details are subject to change without notice. See your local GM dealer for eligibility and program details.

BASE PACKAGES4-9

LOW ROOF, 135" WHEEL BASE4-5

FULL SIZE, 155" WHEEL BASE6-7

CHEVROLET CITY EXPRESS8-9

BULKHEADS 10

DRAWER UNITS 11

ADJUSTABLE SHELVING 12

SECURE STORAGE 13

ACCESSORIES 14

CABINETS..... 15

ROOF RACKS16-17

weather guard

CUSTOM CONFIGURATOR

**CUSTOMIZING YOUR VEHICLE
IS AS EASY AS 1-2-3:**

1. Choose your make & model
2. Select a base package
3. Customize & add accessories

To get started, visit www.wgconfigurator.com

LOW-ROOF PACKAGES 135" WHEEL BASE



Create a custom solution that fits your needs
IT'S EASY, FAST AND FLEXIBLE

www.wgconfigurator.com

COMMERCIAL / BASE



Commercial Shelving Package, Full-Size 600-8120R

	MODEL	DESCRIPTION	QUANTITY
1	96102-3-01	Bulkhead for GM, Full-Size	1
2	96901-3-01	Hinge Kit	1
3	9354-3-03	Adjustable 3 Shelf Unit, 42 in x 13½ in x 44 in	1
4	9604-3-02	Accessory Back Panel, 42 in	1
5	9355-3-03	Adjustable 3 Shelf Unit, 52 in x 13½ in x 44 in	1
6	9605-3-02	Accessory Back Panel, 52 in	1
7	9354-3-03	Adjustable 3 Shelf Unit, 42 in x 13½ in x 44 in	1
8	9604-3-02	Accessory Back Panel, 42 in	1
9	9893-7-01	REDZONE 3 hook cord or tool holder	1


GENERAL SERVICE / CONTRACTOR



General Service/Contractor Package, Full-Size 600-8121R

	MODEL	DESCRIPTION	QUANTITY
1	96102-3-01	Bulkhead for GM, Full-Size	1
2	96901-3-01	Hinge Kit	1
3	9354-3-03	Adjustable 3 Shelf Unit, 42 in x 13½ in x 44 in	1
4	9604-3-02	Accessory Back Panel, 42 in	1
5	9355-3-03	Adjustable 3 Shelf Unit, 52 in x 13½ in x 44 in	1
6	9605-3-02	Accessory Back Panel, 52 in	1
7	9859-7-01	REDZONE Medium 6 Bin Set, 13 in	1
8	9892-7-01	REDZONE 2 hook holder (5 in dia)	1
9	9381-3-03	Secure Storage Shelf Unit, 42 in x 16 in x 44 in	1
10	9045-3-02	5 Drawer Secure Storage Module 42 in x 17 in x 16 in	1
11	9604-3-02	Accessory Back Panel, 42 in	1
12	9893-7-01	REDZONE 3 hook cord or tool holder	1

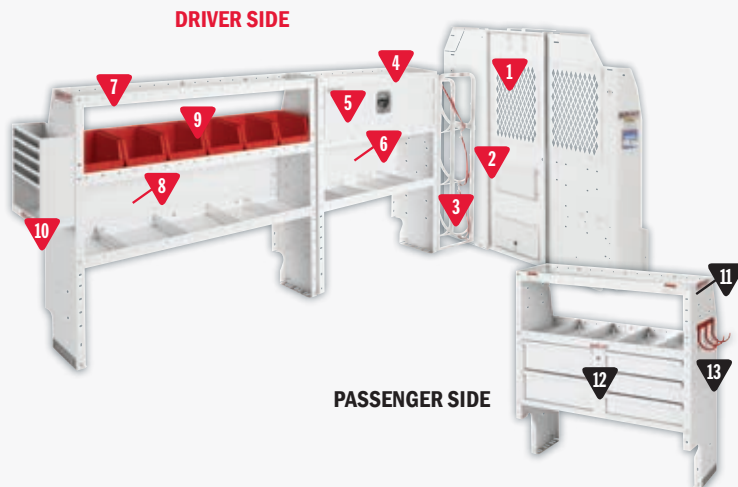
CABLE / PLUMBING



Cable/Plumber Package, Full-Size
600-8122R

MODEL	DESCRIPTION	QUANTITY
1 96102-3-01	Bulkhead for GM, Full-Size	1
2 96901-3-01	Hinge Kit	1
3 9354-3-03	Adjustable 3 Shelf Unit, 42 in x 13½ in x 44 in	1
4 9604-3-02	Accessory Back Panel, 42 in	1
5 9355-3-03	Adjustable 3 Shelf Unit, 52 in x 13½ in x 44 in	1
6 9605-3-02	Accessory Back Panel, 52 in	1
7 9893-7-01	REDZONE 3 hook cord or tool holder	1
8 9381-3-03	Secure Storage Shelf Unit, 42 in x 16 in x 44 in	1
9 9045-3-02	5 Drawer Secure Storage Module 42 in x 17 in x 16 in	1
10 9604-3-02	Accessory Back Panel, 42 in	1
11 9893-7-01	REDZONE 3 hook cord or tool holder	1
12 9504-3-01	Shelf Door, 42 in	1

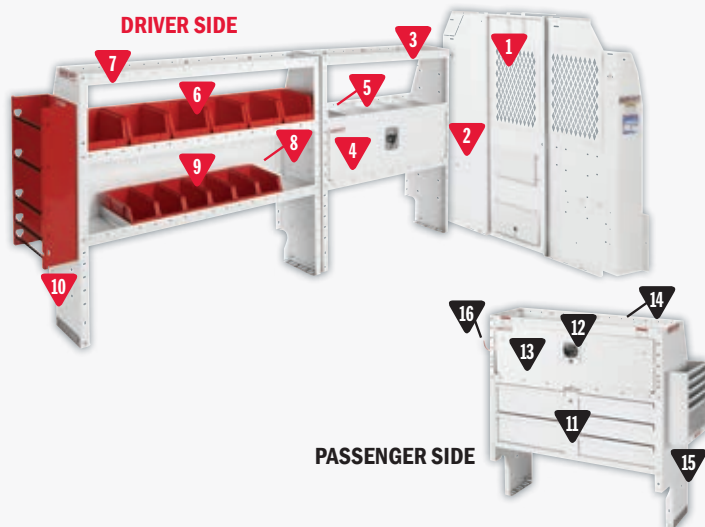
HVAC / MECHANICAL



HVAC/Mechanical Package, Full-Size
600-8123R

MODEL	DESCRIPTION	QUANTITY
1 96102-3-01	Bulkhead for GM, Full-Size	1
2 96901-3-01	Hinge Kit	1
3 9863-3-01	Refrigerant Tank Rack 2x 30#, 1x 50#	1
4 9353-3-03	Adjustable 3 Shelf Unit, 36 in x 13½ in x 44 in	1
5 9503-3-01	Shelf Door, 36 in	1
6 9603-3-02	Accessory Back Panel, 36 in	1
7 9355-3-03	Adjustable 3 Shelf Unit, 52 in x 13½ in x 44 in	1
8 9605-3-02	Accessory Back Panel, 52 in	1
9 9859-7-01	REDZONE Medium 6 Bin Set, 13 in	1
10 9880-3-01	Literature Holder 6 compartment	1
11 9381-3-03	Secure Storage Shelf Unit, 42 in x 16 in x 44 in	1
12 9045-3-02	5 Drawer Secure Storage Module 42 in x 17 in x 16 in	1
13 9893-7-01	REDZONE 3 hook cord or tool holder	1

ELECTRICAL



Electrical Package, Full-Size
600-8124R

MODEL	DESCRIPTION	QUANTITY
1 96102-3-01	Bulkhead for GM, Full-Size	1
2 96901-3-01	Hinge Kit	1
3 9354-3-03	Adjustable 3 Shelf Unit, 42 in x 13½ in x 44 in	1
4 9504-3-01	Shelf Door, 42 in	1
5 9604-3-02	Accessory Back Panel, 42 in	1
6 9859-7-01	REDZONE Medium 6 Bin Set, 13 in	1
7 9355-3-03	Adjustable 3 Shelf Unit, 52 in x 13½ in x 44 in	1
8 9605-3-02	Accessory Back Panel, 52 in	1
9 9858-7-01	REDZONE Small 6 Bin Set, 13 in	1
10 9882-7-01	REDZONE Wire Spool Holder End Mount	1
11 9045-3-02	5 Drawer Secure Storage Module 42 in x 17 in x 16 in	1
12 9381-3-03	Secure Storage Shelf Unit, 42 in x 16 in x 44 in	1
13 9504-3-01	Shelf Door, 42 in	1
14 9604-3-02	Accessory Back Panel, 42 in	1
15 9880-3-01	Literature Holder 6 compartment	1
16 9893-7-01	REDZONE 3 hook cord or tool holder	1

LOW-ROOF PACKAGES 155" WHEEL BASE



Create a custom solution that fits your needs
IT'S EASY, FAST AND FLEXIBLE

www.wgconfigurator.com


COMMERCIAL / BASE



Commercial Shelving Package, Full-Size, Long WB
600-8120L

MODEL	DESCRIPTION	QUANTITY
1	96102-3-01 Bulkhead for GM, Full-Size	1
2	96901-3-01 Hinge Kit	1
3	9355-3-03 Adjustable 3 Shelf Unit, 52 in x 13½ in x 44 in	1
4	9605-3-02 Accessory Back Panel, 52 in	1
5	9356-3-03 Adjustable 3 Shelf Unit, 60 in x 13½ in x 44 in	1
6	9606-3-02 Accessory Back Panel, 60 in	1
7	9354-3-03 Adjustable 3 Shelf Unit, 42 in x 13½ in x 44 in	1
8	9604-3-02 Accessory Back Panel, 42 in	1
9	9893-7-01 REDZONE 3 hook cord or tool holder	1


GENERAL SERVICE / CONTRACTOR



General Service/Contractor Package, Full-Size, Long WB
600-8121L

MODEL	DESCRIPTION	QUANTITY
1	96102-3-01 Bulkhead for GM, Full-Size	1
2	96901-3-01 Hinge Kit	1
3	9355-3-03 Adjustable 3 Shelf Unit, 52 in x 13½ in x 44 in	1
4	9605-3-02 Accessory Back Panel, 52 in	1
5	9356-3-03 Adjustable 3 Shelf Unit, 60 in x 13½ in x 44 in	1
6	9606-3-02 Accessory Back Panel, 60 in	1
7	9859-7-01 REDZONE Medium 6 Bin Set, 13 in	1
8	9892-7-01 REDZONE 2 hook holder (5 in dia)	1
9	9381-3-03 Secure Storage Shelf Unit, 42 in x 16 in x 44 in	1
10	9045-3-02 5 Drawer Secure Storage Module 42 in x 17 in x 16 in	1
11	9604-3-02 Accessory Back Panel, 42 in	1
12	9893-7-01 REDZONE 3 hook cord or tool holder	1

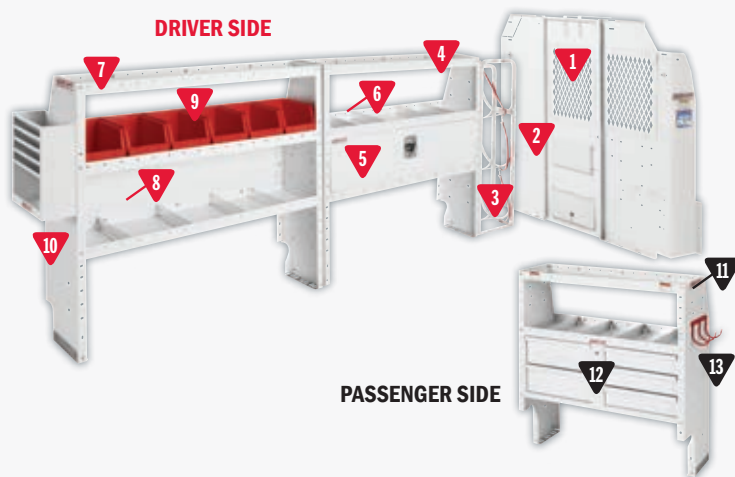
CABLE / PLUMBING



Cable/Plumber Package, Full-Size, Long WB 600-8122L

MODEL	DESCRIPTION	QUANTITY
1	96102-3-01 Bulkhead for GM, Full-Size	1
2	96901-3-01 Hinge Kit	1
3	9355-3-03 Adjustable 3 Shelf Unit, 52 in x 13½ in x 44 in	1
4	9605-3-02 Accessory Back Panel, 52 in	1
5	9356-3-03 Adjustable 3 Shelf Unit, 60 in x 13½ in x 44 in	1
6	9606-3-02 Accessory Back Panel, 60 in	1
7	9893-7-01 REDZONE 3 hook cord or tool holder	1
8	9381-3-03 Secure Storage Shelf Unit, 42 in x 16 in x 44 in	1
9	9045-3-02 5 Drawer Secure Storage Module 42 in x 17 in x 16 in	1
10	9604-3-02 Accessory Back Panel, 42 in	1
11	9893-7-01 REDZONE 3 hook cord or tool holder	1
12	9504-3-01 Shelf Door, 42 in	1

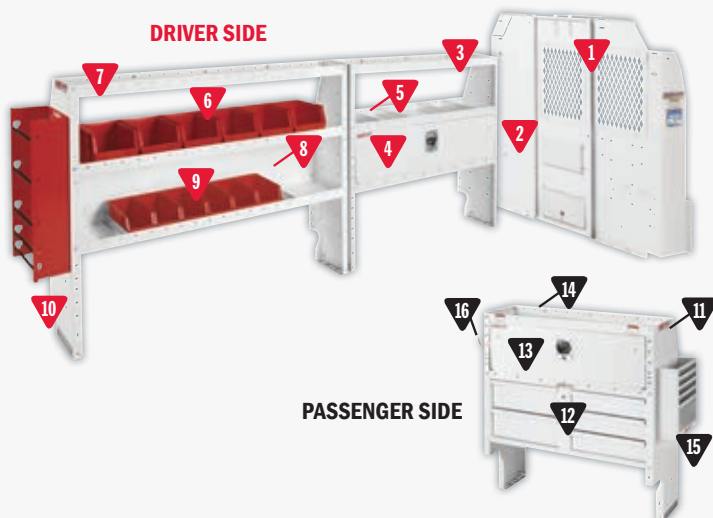
HVAC / MECHANICAL



HVAC/Mechanical Package, Full-Size, Long WB 600-8123L

MODEL	DESCRIPTION	QUANTITY
1	96102-3-01 Bulkhead for GM, Full-Size	1
2	96901-3-01 Hinge Kit	1
3	9863-3-01 Refrigerant Tank Rack 2x 30#, 1x 50#	1
4	9355-3-03 Adjustable 3 Shelf Unit, 52 in x 13½ in x 44 in	1
5	9505-3-01 Shelf Door, 52 in	1
6	9605-3-02 Accessory Back Panel, 52 in	1
7	9355-3-03 Adjustable 3 Shelf Unit, 52 in x 13½ in x 44 in	1
8	9605-3-02 Accessory Back Panel, 52 in	1
9	9859-7-01 REDZONE Medium 6 Bin Set, 13 in	1
10	9880-3-01 Literature Holder 6 compartment	1
11	9381-3-03 Secure Storage Shelf Unit, 42 in x 16 in x 44 in	1
12	9045-3-02 5 Drawer Secure Storage Module 42 in x 17 in x 16 in	1
13	9893-7-01 REDZONE 3 hook cord or tool holder	1

ELECTRICAL



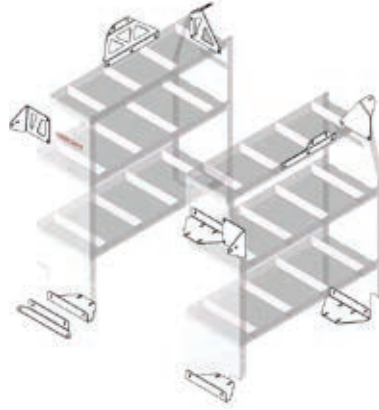
Electrical Package, Full-Size, Long WB 600-8124L

MODEL	DESCRIPTION	QUANTITY
1	96102-3-01 Bulkhead for GM, Full-Size	1
2	96901-3-01 Hinge Kit	1
3	9355-3-03 Adjustable 3 Shelf Unit, 52 in x 13½ in x 44 in	1
4	9505-3-01 Shelf Door, 52 in	1
5	9605-3-02 Accessory Back Panel, 52 in	1
6	9859-7-01 REDZONE Medium 6 Bin Set, 13 in	1
7	9356-3-03 Adjustable 3 Shelf Unit, 60 in x 13½ in x 44 in	1
8	9606-3-02 Accessory Back Panel, 60 in	1
9	9858-7-01 REDZONE Small 6 Bin Set, 13 in	1
10	9882-7-01 REDZONE Wire Spool Holder End Mount	1
11	9381-3-03 Secure Storage Shelf Unit, 42 in x 16 in x 44 in	1
12	9045-3-02 5 Drawer Secure Storage Module 42 in x 17 in x 16 in	1
13	9504-3-01 Shelf Door, 42 in	1
14	9604-3-02 Accessory Back Panel, 42 in	1
15	9880-3-01 Literature Holder 6 compartment	1
16	9893-7-01 REDZONE 3 hook cord or tool holder	1



CITY EXPRESS NO-DRILL INSTALL KIT

- Faster, easier, more secure and safer installation.
- No-drill shelving mounting kit lets you tap into secure tie down points provided by the van manufacturer.
- No more measuring or drilling, 45 minutes - 1 hour installation time savings.



RAM Promaster City No-Drill Shelving Mounting Kit

- Mounts two 36" wide shelf units
- Mounts to reinforced weld nuts for seat belt and cargo tie downs
- No drilling, no self-tapping screws
- Install 6 blind fasteners into existing holes

MODEL	NO. OF BRACKETS	STEEL GAUGE	WEIGHT
9754-3-01	10	12	8 lbs.

COMMERCIAL / BASE

DRIVER SIDE



PASSENGER SIDE



Commercial/Base 600-8320


	MODEL	DESCRIPTION	QUANTITY
1	96114-3-01	Bulkhead, Chevrolet City Express	1
2/2	9353-3-03	Adjustable 3 Shelf Unit, 36 in x 13½ in x 44 in	2
3/3	9603-3-02	Accessory Back Panel, 36 in	4

GENERAL SERVICE

DRIVER SIDE




PASSENGER SIDE



General Service 600-8321

	MODEL	DESCRIPTION	QUANTITY
1	96114-3-01	Bulkhead, Chevrolet City Express	1
2/2	9336-3-03	Heavy Duty Adjustable 2 Shelf Unit, 60 in x 13½ in x 34 in	2
3	9606-3-02	Accessory Back Panel, 60 in	1
4	9859-7-01	REDZONE Medium 6 Bin Set 13 in	1
5	9730-3-01	Shelf Support for 60 in shelves, 34 in H	2
6	9893-7-01	REDZONE 3 hook cord or tool holder	1
7	9912-3-02	2 Drawer Cabinet 16 in x 14 in x 12 in	1
8	9909-3-02	Parts Cabinet 9 Bin 16 in x 14 in x 12 in	2

CABLE / PLUMBING



Cable / Plumbing

600-8322

	MODEL	DESCRIPTION	QUANTITY
1	96114-3-01	Bulkhead, Chevrolet City Express	1
2	9353-3-03	Adjustable 3 Shelf Unit, 36 in x 13½ in x 44 in	1
3/3	9909-3-02	Parts Cabinet 9 Bin 16 in x 12 in x 12 in	2
4	9892-7-01	REDZONE 2 hook holder (5 in dia)	1
5	9503-3-01	Shelf Door, 36 in	1
6	9603-3-02	Accessory Back Panel, 36 in	1
7	9912-3-02	2 Drawer Cabinet 16 in x 14 in x 12 in	1
8	9730-3-01	Shelf Support for 60 in shelves, 34 in H	1
9	9859-7-01	REDZONE Medium 6 Bin Set 13 in	1
10	9918-3-02	Parts Cabinet 18 Bin 32 in x 12 in x 12 in	1
11	9336-3-03	Heavy Duty Adjustable 2 Shelf Unit, 60 in x 13½ x 34 in	1

HVAC / MECHANICAL



HVAC / Mechanical

600-8323

	MODEL	DESCRIPTION	QUANTITY
1	96114-3-01	Bulkhead, Chevrolet City Express	1
2	9335-3-03	Heavy Duty Adjustable 2 Shelf Unit, 52 in x 13½ in x 34 in	1
3/3	9909-3-02	Parts Cabinet 9 Bin 16 in x 12 in x 12 in	2
4	9863-3-01	Refrigerant Tank Rack 2 x 30#, 1 x 50#	1
5	9893-7-01	REDZONE 3 hook cord or tool holder	1
6	9912-3-02	2 Drawer Cabinet 16 in x 14 in x 12 in	1
7	9859-7-01	REDZONE Medium 6 Bin Set 13 in	1
8	9353-3-03	Adjustable 3 Shelf Unit, 36 in x 13½ in x 44 in	1

ELECTRICAL



Electrical

600-8324

	MODEL	DESCRIPTION	QUANTITY
1	96114-3-01	Bulkhead, Chevrolet City Express	1
2	9336-3-03	Heavy Duty Adjustable 2 Shelf Unit, 60 in x 13½ in x 34 in	1
3	9859-7-01	REDZONE Medium 6 Bin Set 13 in	1
4/4	9893-7-01	REDZONE 3 hook cord or tool holder	2
5	9503-3-01	Shelf Door, 36 in	1
6	9909-3-02	Parts Cabinet 9 Bin 16 in x 12 in x 12 in	1
7	9912-3-02	2 Drawer Cabinet 16 in x 14 in x 12 in	1
8	9353-3-03	Adjustable 3 Shelf Unit, 36 in x 13½ in x 44 in	1
9	9603-3-02	Accessory Back Panel, 36 in	1

BULKHEADS

Our van bulkheads allow you to separate the driver compartment from the cargo area for maximum protection against shifting loads. Exclusive polycarbonate windows improve visibility and safety. Tighter panel design ensures cabin comfort, both noise and temperature. Several bulkhead accessories are available to keep you organized.



Bulkhead for GM Full Size Van

MODEL	DESCRIPTION	WEIGHT
96101-3-01	Window Bulkhead	67 lbs.
96102-3-01	Screen Bulkhead	67 lbs.
96901-3-01	Swing Door Conversion Kit with lockable door latch	3 lbs.
96903-3-01	Solid Bulkhead Panel Adapter Kit	10 lbs.



Bulkhead for Chevrolet City Express Van

Window bulkheads offer unobstructed visibility of the cargo area, side door, and rear door. Maximizes comfort in the passenger area. Lightweight mesh bulkheads deliver full driver and cargo protection.

MODEL	DESCRIPTION	WEIGHT
96114-3-01	Chevy City Express Mesh Bulkhead	35 lbs.
96514-3-01	Chevy City Express Window Bulkhead	40 lbs.

DESIGNED WITH THE PROFESSIONAL IN MIND

WEATHER GUARD® Van Solutions are ready to roll with game changing improvements based on years of research and your input. Completely retooled shelving, improved bulkheads, customizable organizational features, and a host of smart new accessories, designed around the common sense idea that tools and equipment belong on the shelf, not the floor.

SHELVING




QUICK INSTALLATION

BETTER BULKHEADS




REDZONE ACCESSORIES

DRAWER UNITS



PACK RAT® Drawer Units

MODEL	HEIGHT	WIDTH	DEPTH	COMPARTMENTS	DIVIDERS	WEIGHT
STEEL DRAWER UNITS						
301-3	12½"	30"	24"	3	12	169 lbs.
303-3	12½"	39¾"	24"	4	12	217 lbs.
304-3	9"	30"	48"	2	6	220 lbs.
305-3	9"	10¼"	48"	1	6	106 lbs.
306-3	9"	20"	48"	2	12	179 lbs.
307-3	9"	30"	48"	3	18	247 lbs.
308-3	9"	39¾"	48"	4	24	322 lbs.
308-5	9"	39¾"	48"	4	24	322 lbs.
312-3	9"	30"	24"	3	12	151 lbs.
334-3	12½"	30"	48"	2	6	245 lbs.
335-3	12½"	10¼"	48"	1	6	130 lbs.
336-3	12½"	20"	48"	2	12	210 lbs.
337-3	12½"	30"	48"	3	18	294 lbs.
338-3	12½"	39¾"	48"	4	24	383 lbs.
338-5	12½"	39¾"	48"	4	24	383 lbs.
ALUMINUM DRAWER UNITS						
310-3-01	14½"	11¾"	42"	1	0	56 lbs.




- Lightweight Aluminum Drawers carry up to 75 lbs. each
- Units Can be stacked as needed for additional storage
- Roller mounted drawers glide open to full extension
- Adjustable drawer dividers offer greater flexibility
- Anti-Skid Strips provide traction for wet and muddy boots

ITEMIZER® Drawer Units


MODEL	DRAWERS	HEIGHT	WIDTH	DEPTH	WEIGHT
314-3	1	6¾"	12¼"	49"	26 lbs.
316-3	2 Lateral	6¾"	24"	49"	55 lbs.
317-3	3 Lateral	6¾"	36"	49"	85 lbs.
318-3	4 Lateral	6¾"	48"	49"	110 lbs.
326-3	2 Stacked	12¼"	12¼"	49"	48 lbs.
327-3	3 Stacked	17¾"	12¼"	49"	71 lbs.
328-3	4 Stacked	23½"	12¼"	49"	92 lbs.

These storage solutions conveniently increase your storage space by placing small equipment at your fingertips without the need to crawl inside the van. Drawer dividers provide an extensive array of organizing options.



FOR FULL-SIZE VAN & MINIVAN REAR DOOR

Model 3200




FOR FULL-SIZE VAN SIDE DOOR

Model 3100

FOR LONG WHEEL BASE FULL-SIZE VAN REAR DOOR

Model 3400



BED RAT® Sliding Platforms

MODEL	HEIGHT	WIDTH	DEPTH	WEIGHT
3100	4¾"	22"-44¾"	54"	97 lbs.
3200	4¾"	44¾"	68"	123 lbs.
3400	4¾"	44¾"	90"	155 lbs.

ADJUSTABLE SHELVING

17° TAPERED END PANEL CLOSER FIT

for more working space inside the van



DEEP FULLY HEMMED SHELVES

sized for tools, equipment, and other materials



EASY TO CUSTOMIZE

with pre-punched mounting holes for WEATHER GUARD® accessories and cabinets

EASY TO ASSEMBLE AND INSTALL

with captive nuts on each shelf and complete installation hardware



ADJUSTABLE DIVIDERS

Includes pack of four adjustable dividers for each shelf

PUNCHED SHELVES

for easier installation of accessory cabinets

FRONT FLOOR CLEARANCE

(16" SHELVES ONLY)

for material storage. Fits PACK RAT® Drawer Units

UNMATCHED DURABILITY

achieved with heavy duty 18 gauge steel construction

FLAT FRONTS

on 13-1/2" deep adjustable shelves. Mount doors and accessories at floor level

WEATHER GUARD® EXCLUSIVE!




Shelf Units: Ships complete in one cartonn

MODEL	HEIGHT	WIDTH	DEPTH	SHELVES	DIVIDERS	WEIGHT
9333-3-03	34"	36"	13½"	2	8	48 lbs.
9334-3-03	34"	42"	13½"	2	8	48 lbs.
9335-3-03	34"	52"	13½"	2	8	72 lbs.
9336-3-03	34"	60"	13½"	2	8	70 lbs.
9343-3-03	44"	36"	16"	3	12	74 lbs.
9344-3-03	44"	42"	16"	3	12	80 lbs.
9345-3-03	44"	52"	16"	3	12	85 lbs.
9346-3-03	44"	60"	16"	3	12	104 lbs.
9353-3-03	44"	36"	13½"	3	8	53 lbs.
9354-3-03	44"	42"	13½"	3	8	57 lbs.
9355-3-03	44"	52"	13½"	3	8	66 lbs.
9356-3-03	44"	60"	13½"	3	8	73 lbs.

REDZONE Accessories

End panel and shelf

	MODEL	DESCRIPTION	WEIGHT
1	8866	Fire extinguisher	6 lbs.
2	9887-7-01	Extension cord brackets (3)	2 lbs.
3	8875	Hard hat bracket (hat not included)	2 lbs.
	8841	Shelf mat, narrow	1 lb.
4	9836	Shelf mat, wide	1 lb.
5	9880-3-01	Literature holder	11 lbs.



See page 14 for accessories A-E.

SECURE STORAGE

Add extra security and theft-resistance for valuable tools and equipment with WEATHER GUARD® Secure Storage shelf units. Multiple door and drawer modules easily assemble into REDZONE Shelving. Our welded steel construction and heavy-duty locking mechanism ensures peace of mind on the job or in the parking lot.



HIGH SECURITY

welded steel box and shelf construction



UNMATCHED ORGANIZATION & EFFICIENCY

with no wasted space below or between drawers



UNMATCHED DURABILITY

box construction strengthens and rigidizes shelf unit



EXTRA LARGE STEEL DRAWERS

17"x14"x4" or 6" with ball bearing slides rated at 75 pounds per drawer




FAST AND EASY ASSEMBLY

modules bolt to end panels. Add top shelf to complete unit.



FULLY FUNCTIONAL 16" SECURE MODULE TOP

designed like a 16" shelf for additional storage



WEATHER GUARD® EXCLUSIVE!



Select the shelf unit to fit your van, then the storage module to fit your needs.

Secure Storage Shelf Units (42" Wide)

MODEL	HEIGHT	DIVIDERS	WEIGHT
1 Full Size Vans			
9381-3-03	44"	8	104 lbs.

Includes end panels and top shelf for secure storage unit

2 High Roof Vans			
9391-3-03	60"	12	108 lbs.

Includes end panels and top shelf for secure storage unit

3 Storage Module Only (for 42" wide shelf units) ORDER SEPARATELY			
9040-3-01	Door Module		47 lbs.
9045-3-02	5 Drawer Module		78 lbs.

Secure Storage Service Parts xx- Designates key code Specify key code 11-20 when ordering

MODEL	DESCRIPTION	WEIGHT
70206-xx	Replacement Lock Kit	117 lbs.
70210-xx	Key Kit	1 lb.
70211-xx	Replacement D Handle Kit	1 lb.



Door Module
9040-3-01



5 Drawer
Module
9045-3-02

ACCESSORIES



Locking Storage & CATV Cabinets

	MODEL	SHELVES	HEIGHT	WIDTH	DEPTH	WEIGHT
1	9020-3-01	N/A	22"	18"	16"	25 lbs.
2	9021-3-01	2*	22"	18"	16"	35 lbs.
3	9029-3-01	N/A	22"	18"	16"	25 lbs.

*Removable Shelves



B Bin Sets

sturdy plastic bins sized to fit 16" deep or new 13" deep adjustable van shelving

MODEL	HEIGHT	WIDTH	DEPTH	BINS	WEIGHT
9854-7-01	5"	5½"	14¾"	9	8 lbs.
9855-7-01	7"	8¼"	14¾"	6	10 lbs.
9856-7-01	7"	16½"	14¾"	3	8 lbs.
9858-7-01	5"	5½"	10⅞"	6	8 lbs.
9859-7-01	7"	7"	10⅞"	6	8 lbs.



Van Floor Mats

MODEL	VAN TYPE	WEIGHT
89011	70" x 127" rectangular, must be cut to fit any style van	32 lbs.
89015	GM 135" wheel base Floor Mat	39 lbs.

Floor mats protect the van floor from normal wear and tear, prevent cargo from shifting, and reduce noise.



A Shelf Doors with High Security D Handle Lock mount to shelf units or to retainer lips. Single point D-handle lock for added security. Allow seven mounting holes shelf to shelf spacing

MODEL	HEIGHT	WIDTH	WEIGHT
9503-3-01	11"	36"	13 lbs.
9504-3-01	11"	42"	17 lbs.
9505-3-01	11"	52"	21 lbs.
9506-3-01	11"	60"	25 lbs.

Light Weight Shelf Back Panels

lightweight, finished appearance

MODEL	HEIGHT	WIDTH	WEIGHT
9603-3-02	8½"	36"	2 lbs.
9604-3-02	8½"	42"	3 lbs.
9605-3-02	8½"	52"	4 lbs.
9606-3-02	8½"	60"	5 lbs.

C Retainer Lips keeps items in place under shelf units

MODEL	HEIGHT	WIDTH	DEPTH	WEIGHT
9703-3-02	1½"	36"	1½"	1 lb.
9704-3-02	1½"	42"	1½"	1 lb.
9705-3-02	1½"	52"	1½"	2 lbs.
9706-3-02	1½"	60"	1½"	2 lbs.

Can't find the shelf combination you need? Configure your own shelf system with end panels and accessory shelves.

D End Panels

MODEL	HEIGHT	WIDTH	DEPTH	WEIGHT
9203-3-01	36"	2"	13"	22 lbs.
9204-3-01	44"	2"	16"	30 lbs.
9206-3-01	60"	2"	16"	34 lbs.
9243-3-01	36"	2"	13½"	22 lbs.
9244-3-01	44"	2"	13½"	18 lbs.
9246-3-01	60"	2"	13½"	33 lbs.
9274-3-01	44"	2"	16"	30 lbs.
9276-3-01	60"	2"	16"	34 lbs.

E Extra Shelves Includes one set of dividers

MODEL	HEIGHT	WIDTH	DEPTH	WEIGHT
9133-3-01	2"	36"	13"	14 lbs.
9134-3-01	2"	42"	13"	18 lbs.
9135-3-01	2"	52"	13"	22 lbs.
9136-3-01	2"	60"	13"	26 lbs.
9143-3-01	2"	36"	13½"	14 lbs.
9144-3-01	2"	42"	13½"	18 lbs.
9145-3-01	2"	52"	13½"	22 lbs.
9146-3-01	2"	60"	13½"	26 lbs.
9163-3-01	2"	36"	16"	14 lbs.
9164-3-01	2"	42"	16"	18 lbs.
9165-3-01	2"	52"	16"	22 lbs.
9166-3-01	2"	60"	16"	26 lbs.

CABINETS



Mechanics Grade Tool Cabinets

High quality and durable mechanics grade tool cabinets for your van feature easy-to-grip handles and smooth ball-bearing rollers.

	MODEL	DRAWERS	HEIGHT	WIDTH	DEPTH	WEIGHT
1	9912-3-02	2	12"	16"	13.7"	26 lbs.
2	9914-3-02	4	12"	16"	13.7"	32 lbs.
3	9924-3-02	4	24"	16"	13.7"	48 lbs.
4	9928-3-02	8	24"	16"	13.7"	60 lbs.
5	9984-3-01	4	24"	18"	13.7"	53 lbs.
6	9988-3-01	8	24"	18"	13.7"	60 lbs.

High quality, durable Drawer Cabinets feature latches for each drawer, smooth ball-bearing rollers, and secure locks that can be keyed alike. Bin Cabinets feature hook and loop fasteners to securely hold bins in place.

Cabinet Divider Kits

MODEL	DESCRIPTION	WEIGHT
9822-3-01	Divider and liner kit for 9914-3-02, 9928-3-02	2 lbs.
9824-3-01	Divider and liner kit for 9912-3-02, 9924-3-02	2 lbs.



Parts Boxes & Bin Cabinets

	MODEL	BINS	HEIGHT	WIDTH	DEPTH	WEIGHT
1	9906-3-02	6	4½"	32½"	11¾"	18 lbs.
2	9909-3-02	9	12"	17"	11¾"	28 lbs.
3	9918-3-02	18	12"	32½"	11¾"	54 lbs.
4	9950-7-02*	N/A	12.6"	20.3"	14.4"	4 lbs.
5	9951-9-01	N/A	3"	18½"	13"	3 lbs.
Special Order Cabinets (Call for availability. Longer lead time required)						
6	8908-3	8	8½"	22 "	11¾"	24 lbs.
7	8931-3*		15¾"	21¾"	12¾"	28 lbs.

*Parts cases not included

NEW! Improved Cabinet Accessory Mounting

The new van shelf design includes cabinet mounting holes that make it easier to assemble and install. there are two fast ways to mount cabinet and parts boxes to van shelves.



- 1 Invert shelf when assembling it and mount cabinet directly to shelf.
- 2 Keep shelf facing up and use Cabinet Mounting Spacer kit Model 9994.

MODEL	DESCRIPTION	WEIGHT
9994	Cabinet Mounting Spacer Kit	1 lb.
9996-3-01	Mounting bracket kit for 16" shelves	1 lb.

EZGlide2™ DROP-DOWN LADDER RACK

EASIEST TO OPERATE

50% less effort to operate than competitor drop-down ladder racks, reducing strain on the operator

LIGHTEST WEIGHT

Drop-down ladder rack available

- Maximize fuel economy
- Maximize carrying capacity

MOST VERSATILE

- Up to 40' extension ladders
- 3' - 10' stepladders
- Conduit carriers



STEP
1

CHOOSE A MOUNTING KIT

Mounting Kits are not required for Chevrolet Express or GMC Savana. Drop-down racks mount directly to gutters.



Model 2085-0-01

Mounting Kits

MODEL	DETAILS	WEIGHT
2085-0-01	Compact Mounting Channel Kit for Chevy City Express	15 lbs.

STEP
2

SELECT A DROP-DOWN LADDER RACK ASSEMBLY

(Single-Side Only with Cross Members)



Model 2271-3-01

Drop-Down Ladder Rack Assemblies

Drop-down can mount on driver or passenger side. Rack fits 16' to 40' Extension, 5' to 10' Step and 3' to 8' Podium, evenly distributed on ladder rack. Carry ladders appropriate to the size of the vehicle.

MODEL	DETAILS	WEIGHT
2271-3-01	Fixed Drop-Down for Low-Roof Chevrolet Express & GMC Savana vans (Includes Two 70" Cross Members which can be set at 96" or 42" center to center)	77 lbs.
2261-3-01	Fixed Drop-Down for Compact Vans (Includes Two 60" Cross Members which can be set at 77" center to center)	83 lbs.

OPTIONAL

MAKE IT A DUAL DROP-DOWN LADDER RACK

Model 2275-3-01



Model 2267-3-01

• Mounting kit not included


Dual Drop-Down Ladder Rack Assemblies

Long ladder kits fit 16' to 40' Extension, 5' to 10' Step and 3' to 8' Podium, evenly distributed on ladder rack. Short ladder kits include a center cross member to carry shorter ladders on opposite side of rack.

MODEL	DETAILS	WEIGHT
2275-3-01	Fixed Drop-Down Long Ladder Kit for Full Size Vans with Cross Member set at 96" or 42" center to center	51 lbs.
2277-3-01	Fixed Drop-Down Short Ladder Kit for Full Size Vans (Includes 70" Cross Member which can be set at 42" center to center)	57 lbs.
2265-3-01	Fixed Drop-Down Long Ladder Kit for Compact Vans with Cross Members set at 77" center to center	58 lbs.
2267-3-01	Fixed Drop-Down Short Ladder Kit for Compact Vans (Includes 60" Cross Member which can be set at 42" center to center)	61 lbs.

FOR FULL SIZE


Mounting Kits are not required for Chevrolet Express or GMC Savana.
Drop-down racks mount directly to gutters.



Model 209-3-03

Powder Coated Aluminum Rack for Vans

MODEL	DETAILS	WEIGHT
209-3-03	70" All Purpose Rack	35 lbs.
2097-3-03	70" All Purpose Accessory Cross Member	19 lbs.



Model 224-3-03


**ADJUSTABLE
SWAY BRACES**
for easy ladder
change out

Quick Clamp Racks



MODEL	DETAILS	WEIGHT
234-3-03	70" Dual Quick Clamp Rack	58 lbs.
236-3-03	70" Single Quick Clamp Rack - Curb Side Only	48 lbs.
233-3-03	70" Quick Clamp Accessory Cross Member	19 lbs.

FOR CHEVY CITY EXPRESS




Model 218-3-03

Powder Coated Aluminum Rack for Compact Vans

MODEL	DETAILS	WEIGHT
218-3-03 ¹	60" All Purpose Rack	31 lbs.
222-3-03 ²	60" All Purpose Accessory Cross Member	17 lbs.

1. Order one Model 2085-0-01 Mounting Channel Kit for Chevrolet City Express.
2. Accessory cross-members use the same mounting kit.



Model 224-3-03

**ADJUSTABLE
SWAY BRACES**
for easy ladder
change out

Quick Clamp Racks Compact Vans



MODEL	DETAILS	WEIGHT
223-3-03 ¹	60" Single Quick Clamp Rack - Curb Side Only	44 lbs.
224-3-03 ¹	60" Dual Quick Clamp Rack	54 lbs.
225-3-03 ²	60" Quick Clamp Accessory Cross Member	16 lbs.

SLIDING LADDER RACK



Our Sliding Ladder Rack provides quick and easy ladder storage inside your van. Rugged and durable, this rack fits 8-foot step, extension, or multi-position ladders and can be mounted to the roof.

All-Purpose Ladder Racks

MODEL	DETAILS	WEIGHT
250	Sliding Ladder Rack	27 lbs.

CONDUIT CARRIERS

Keep your conduit safe, secure, and clean with our lightweight and durable Conduit Carrier.



Model 237

Model 238

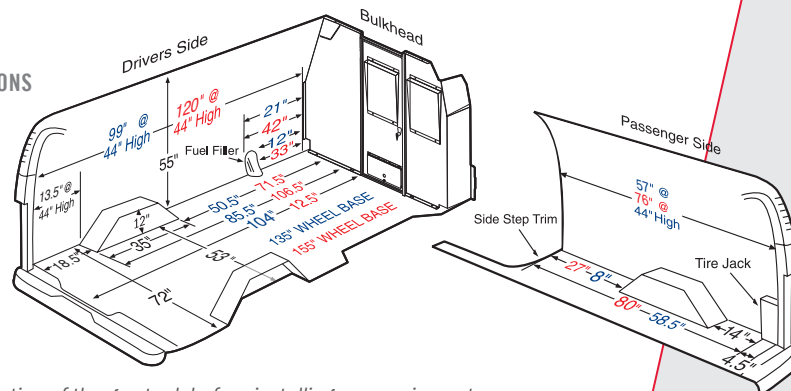
Aluminum Conduit Carrier

MODEL	DETAILS	LENGTH	WIDTH	HEIGHT	WEIGHT
237	Conduit Carrier	121½"	11"	6"	40 lbs.
238	Extension	6"	11"	6"	4 lbs.
239	Conduit Carrier Kit				4 lbs.

Lined area for notes or writing.



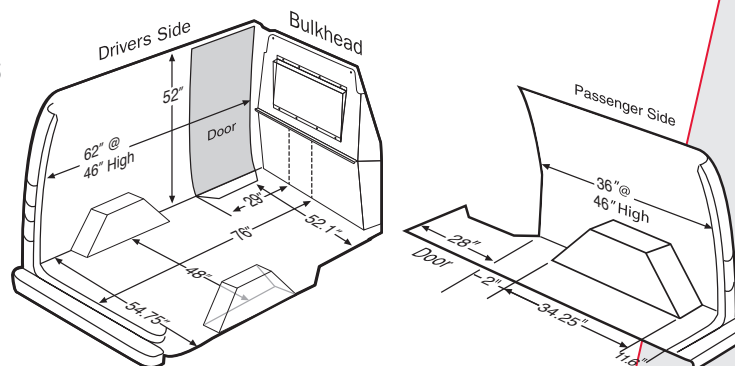
GM Van INTERIOR DIMENSIONS



135 in. Wheel Base
155 in. Wheel Base

Note: Verify the location of the gas tank before installing any equipment.

City Express INTERIOR DIMENSIONS



115 in. Wheel Base

Note: Verify the location of the gas tank before installing any equipment.



LIMITED LIFETIME WARRANTY

Knaack LLC (the Manufacturer) warrants to the original purchaser, only, that WEATHER GUARD® van products (the "WEATHER GUARD Product") will be free from defects in material and workmanship from the date of purchase and continuing for the expected lifetime of the WEATHER GUARD Product. Please call our customer service department toll free at 1.800.456.7865 with any questions or comments.

DO NOT use these products for storing or transporting flammables, explosives, hazardous materials or waste, such as gasoline, solvents, gun powder, dynamite, gases or any tanks, torches or gas powered equipment. These products are intended and safe for storing and transporting small tools and other non-combustible, non-flammable materials. Any modification made to, or unintended use of, these products may create a dangerous condition causing death, serious bodily injury or property damage.

NOTICE

Any modification or unintended use of these products shall immediately void all manufacturers warranties. Manufacturer disclaims all liability for injuries to persons or property resulting from any modification to, or unintended use of these products.

Ford Transit Connect, Nissan NV, Mercedes Sprinter, and Dodge RAM CV are registered trademarks of their respective owners.

For information on the WEATHER GUARD® Van Solutions Limited Lifetime Warranty, visit www.weatherguard.com
To order more WEATHER GUARD® Van Solutions OEM brochures, please call us at **800.456.7865**



©2017 Knaack, LLC. All rights reserved.

CONTACT YOUR LOCAL DISTRIBUTOR/UPFITTER