

# DEFLECTED

**FLEET/COMMERCIAL  
CATALOG 2019**



**WORK MORE SAFELY  
WORK MORE EFFICIENTLY**





# 100% MADE IN USA

## ENGINEERED IN DETROIT. MANUFACTURED IN OHIO.

Our company mission is to make work more efficient and safer, maximizing vehicle functionality and worker productivity with ergonomic storage and organization solutions for commercial applications. Engineered to be rugged and durable, DECKED easily handles industrial environments with a 2000lb system payload and 200lb per drawer load capacity.









# WORK SMARTER

WE TOOK DIY PLYWOOD DRAWERS AND TURNED THE IDEA INTO AN ENGINEERED, RUGGED AND AFFORDABLE SOLUTION FOR FLEETS, COMMERCIAL APPLICATIONS, TRADESMEN, PUBLIC SAFETY RESPONDERS, MILITARY APPLICATIONS AND MORE... AND WE DID IT RIGHT HERE IN THE USA.





# ORGANIZED STORAGE

## SAVE TIME. SAVE MONEY.

Roll up to the jobsite ready to go with the tools and materials for the day organized and easily accessible. With DECKED's customizable storage and line of drawer components, you'll end the 'junk show' in the bed of your truck or van cargo area and get organized for the job.



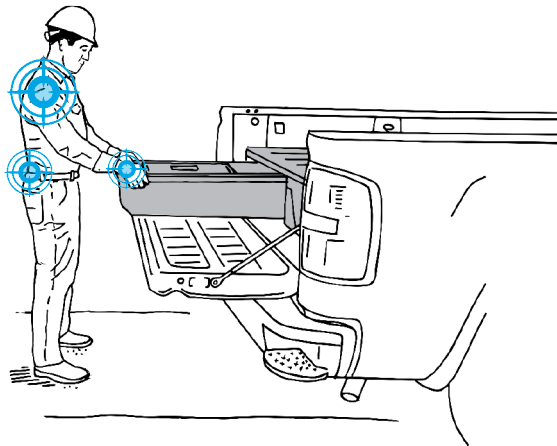
# ERGONOMIC

## THE EASIEST, MOST AFFORDABLE WAY TO REDUCE WORKER INJURIES AND INCREASE FLEET SAFETY.

DECKED optimizes worker safety by making accessing items like tools, hardware, gear and toolboxes safer, rolling them out to the worker in the “power zone.” With DECKED, your worker will never need to crawl into the bed of the vehicle again. The leading cause of workplace injury is over-exertion from lifting, pulling, holding and carrying in awkward positions, including in and around work vehicles. Jobs that involve working from the bed of a pickup or cargo van expose the worker to these very hazardous movements, costing employers tens of thousands of unrecoverable dollars with each injury. Prevent injuries, keep your fleet's feet on the ground. Read our 3rd Party Ergonomics White Paper: [DECKED.COM/ERGONOMICS](https://decked.com/ergonomics)



**TYPICAL AWKWARD  
CONDITIONS IN THE WORK  
VEHICLE ENVIRONMENT**



**DECKED SUPPORTS  
OPTIMAL ERGONOMIC  
WORKING CONDITIONS**












# WEATHERPROOF

## DESIGNED TO BE OUTSIDE IN THE ELEMENTS.

DECKED is designed and engineered to live outside in the elements. Built from High Density Polyethylene (HDPE), cast aluminum and stainless steel, your tools, hardware and other drawer contents are kept protected and dry. Our product is unaffected by extreme shifts in temperature, blazing UV exposure or anything else the environment may bring.







# SECURE

## PEACE OF MIND.

Unlike other toolboxes, DECKED is out of sight and out of mind, providing peace of mind when it comes to guarding your valuables and key items. With the tailgate closed and locked, drawers are inaccessible and unable to be opened. Combined with our drawer locks, your tools and other essentials are safe and secure.

# FULL BED USE

## INCREASE BED SURFACE AREA.


By raising the bed floor of the vehicle over the wheel wells, our true 2000lb load rating makes the entire footprint of the bed available for carrying loads on a single flat surface. Bed functionality is preserved and in some instances enhanced. DECKED facilitates easy and efficient transport of construction materials, welders, compressors and other large items with tools and essentials organized in full bed-length drawers.



# HEAVY DUTY ENGINEERING

## UNMATCHED STRENGTH-TO-WEIGHT.

Using CAD data and OEM engineering standards, DECKED delivers a 2000lb system payload and a 200lb load rating per drawer. With a total product weight of only 205-230lbs (depending on model), DECKED has a strength-to-weight ratio of ten to one.



### UNDERSIDE VIEW

Depending on your bed length, each system will have 6-7 galvanized steel tubes running laterally through the deck. Dimples in the deck surface identify steel tubes for easy location when attaching components.



## **STRENGTH-TO-WEIGHT**

2000lb payload, 200lb per drawer capacity at an overall weight of 205-230lbs, DECKED will not significantly impact vehicle payload capacity or fuel economy. Vehicle wear and tear is minimized while payload capacity is maintained.

## **HIGH DENSITY POLYETHYLENE (HDPE)**

Impervious to the elements and unaffected by solvents, lubricants and other compounds, HDPE is the ideal material with its ultra resilient and durable properties.

## **2000 LB PAYLOAD**

The truck is the workhouse of any job. DECKED is constructed using a steel subframe skeleton in-molded to HDPE delivering the same hard working payload capacity of a standard half ton truck.

## **CUSTOM FIT**

Each DECKED system fits your bed like a glove. CAD engineering data is used to match the sidewall topography of your truck bed or van body for a perfect fit.

## **EASY TO INSTALL (MINIMAL IMPACT)**

We engineered DECKED to attach to bed tie downs and cargo attachment points with little to no drilling required for easy installation and removal. DECKED provides flexibility of use as well as preserves vehicle remarketing value.

## **SEALED BEARING WHEELS**

Thanks to four sealed bearing wheels per drawer, our drawers roll as smooth as butter.

## **CORROSION INHIBITORS**

Our stainless steel, galvanized, e-coat and zinc chromate anti-corrosion hardware treatments exceed industry standards.

## **STEEL IS REAL**

30% of the system weight is steel! Steel tubes are in-molded laterally into each deck.

## **RECYCLED MATERIALS**

We manufacture DECKED from 100% recycled HDPE and American steel for greening up your business.







## **FULL-SIZE TRUCKS**



# TRUCK FITMENT

DECKED fits most trucks, cargo vans and service bodies made from the late 90s to today. Refer to [DECKED.COM](http://DECKED.COM) for our most current fitment guide.



## **8' BED INTEGRATION**

Takes standard 75" long DECKED system.






## **MIDSIZE TRUCKS**







## **SERVICE BODIES**

Fits any 48"-50" wide service body. 8' long service bodies take standard bed 75" long DECKED system.



## **CARGO VANS**



# **SERVICE BODY & CARGO VAN FITMENT**

DECKED fits 48"-50" wide service bodies and most cargo vans made from the late 90s to today. Refer to [DECKED.COM](https://www.decked.com) for our most current fitment guide.



# TECHNICAL DATA:

See [DECKED.com/servicebody](http://DECKED.com/servicebody) for service body technical data. Service body systems feature identical construction and durability, modified to fit narrower bed spaces. Service body drawers have the same dimensions as full-size system drawers.



## AMMO CAN STORAGE

Four ammo cans are located in the four corners of the DECKED full-size system offering additional storage.

## FULL-SIZE DRAWER

HEIGHT  
8.5"

WIDTH  
18" (top), 16.75" (bottom)

LENGTH  
SHORT BED: 61.4" (top), 55.4" (bottom)  
STANDARD BED: 72.1" (top), 66.1" (bottom)

## DETENT STOP

Prevents drawers from rolling closed even on steep inclines.

## FULL-SIZE SYSTEM

### SYSTEM WEIGHT CAPACITIES

DISTRIBUTED PAYLOAD	2000 LB
DRAWER CAPACITY (EACH)	200 LB

### SYSTEM DIMENSIONS

	SHORT	STANDARD
LENGTH	64.54"	75.25"
WIDTH (VARIES)	63"-71"	63"-71"
HEIGHT	12"	12"
TOTAL WEIGHT (LBS)	220	230





## FINE FINISHES


We've provided a handy ruler with additional common conversion and bit guides.



## MIDSIZE NARROW DRAWER

Each midsize system features one narrow drawer and one wide drawer. Wide drawer is same width as drawer on full-size systems.

**HEIGHT**  
8.5"




**WIDTH**  
11" (top), 9.75" (bottom)

**LENGTH**  
SHORT BED: 53" (top), 47.3" (bottom)  
LONG BED: 64.7" (top), 59" (bottom)



## DETENT STOP

Prevents drawers from rolling closed even on steep inclines.



11"

18"

# MIDSIZE SYSTEM

## SYSTEM WEIGHT CAPACITIES

DISTRIBUTED PAYLOAD	2000 LB
DRAWER CAPACITY (EACH)	200 LB

## SYSTEM DIMENSIONS

	SHORT	LONG
LENGTH	56.28"	68"
WIDTH (VARIES)	56"-64"	56"-64"
HEIGHT	12"	12"
TOTAL WEIGHT (LBS)	205	229

Underside ammo can view shown.



## AMMO CAN STORAGE

Two roomy ammo cans are located in the tailgate corners of midsize systems. Weatherproof for storing extra items.

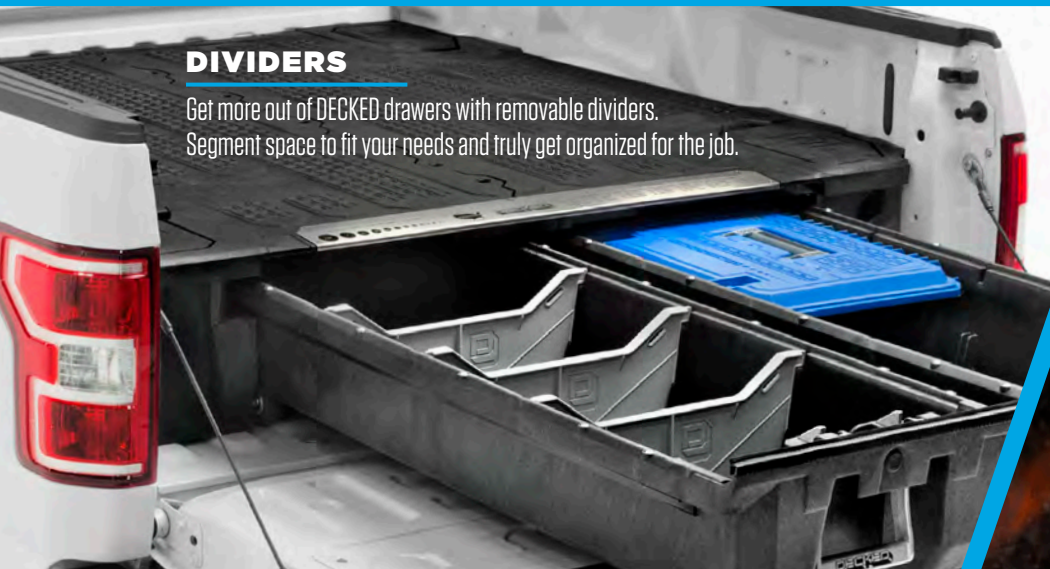


# COMPONENTS

ALL COMPONENTS SOLD SEPARATELY.

## DIVIDERS

Get more out of DECKED drawers with removable dividers. Segment space to fit your needs and truly get organized for the job.



## LOCKS

Lock up your tools and other critical items with our drawer lock and key system for added security.



## CORE TRAX

Custom Core Trax 1000 tie downs bolt to the steel tubes in your deck to secure bulky loads. Made from powder coated 6061 T6 aluminum with stainless steel tie down loops, Core Trax offer a 500lb pullout rating.





## CUSTOMIZE YOUR STORAGE.

Get maximum cargo storage efficiency and drawer functionality with our durable, weatherproof toolboxes. Both the D-Box and our half-size Crossbox feature weatherproof gaskets, locking latches and a handy common bolt/bit guide. Designed to nest perfectly in DECKED drawers.

### CROSSBOX

Fits lengthwise in midsize narrow drawers. Fits horizontally in full-size and midsize wide drawers.

### D-BOX

Fits all full-size drawers and midsize wide drawers.

WEATHERPROOF  
GASKET

REMOVABLE  
TRAY

HORIZONTAL &  
VERTICAL CARRY

MIDSIZE SYSTEM SHOWN



★ ★ ★ ★ ★  
MADE EXCLUSIVELY

IN THE UNITED STATES

NOT IN CHINA  
★ ★ ★ ★ ★

DECKED FACILITIES, DEFIANCE, OH.



**NORTH CENTRAL TRUCK EQUIPMENT**  
25112 22ND AVENUE, SAINT CLOUD MN 4821  
MUSTANG CIRCLE, MOUNDS VIEW MN

TOLL-FREE: 877-485-9566  
PARTS@NORTHCENTRALINC.COM  
WWW.NORTHCENTRALINC.COM

📷 @DECKEDUSA | #DECKEDUSA

## WE BACK EVERYTHING WE MAKE

We have gone to great lengths in R&D and manufacturing to ensure that your experience is second to none. We are so confident you will be pleased with the quality of your system, that we back everything we make with a 3-year limited warranty against defects in materials and workmanship. Register your system at [DECKED.COM/register](http://DECKED.COM/register).

